



KENSINGTON
F U N D S

Kensington Managed Income Fund

Class A Shares (KAMAX)
Institutional Class Shares (KAMIX)
Class C Shares (KAMCX)

Kensington Dynamic Allocation Fund

(formerly, Kensington Dynamic Growth Fund)

Class A Shares (KAGAX)
Institutional Class Shares (KAGIX)
Class C Shares (KAGCX)

Kensington Active Advantage Fund

Class A Shares (KADAX)
Institutional Class Shares (KADIX)
Class C Shares (KADCX)

Kensington Defender Fund

Institutional Class Shares (DFNDX)

PROSPECTUS

April 30, 2025

These securities have not been approved or disapproved by the Securities and Exchange Commission, nor has the Securities and Exchange Commission passed upon the accuracy or adequacy of this Prospectus. Any representation to the contrary is a criminal offense.

Table of Contents

FUND SUMMARIES	1
KENSINGTON MANAGED INCOME FUND	1
KENSINGTON DYNAMIC ALLOCATION FUND	9
KENSINGTON ACTIVE ADVANTAGE FUND	15
KENSINGTON DEFENDER FUND	22
ADDITIONAL INFORMATION ABOUT INVESTMENT OBJECTIVES AND RELATED RISKS	30
Investment Objectives	30
Principal Investment Risks	31
Non-Principal Investment Strategies	38
Fund Holdings Disclosure	38
Cybersecurity	38
MANAGEMENT	39
Investment Adviser and Sub-Adviser	39
Portfolio Managers	40
HOW SHARES ARE PRICED	41
HOW TO PURCHASE SHARES	42
HOW TO REDEEM SHARES	47
HOW TO EXCHANGE SHARES	50
FREQUENT PURCHASES AND REDEMPTIONS OF FUND SHARES	52
TAX STATUS, DIVIDENDS AND DISTRIBUTIONS	53
DISTRIBUTION OF SHARES	53
Distributor	53
Distribution Fees	54
Additional Compensation to Financial Intermediaries	54
Householding	54
FINANCIAL HIGHLIGHTS	55
PRIVACY NOTICE	66
APPENDIX A	A-1

FUND SUMMARIES

KENSINGTON MANAGED INCOME FUND

Investment Objective: The Kensington Managed Income Fund (the “Fund”) seeks total return which consists of income and capital appreciation.

Fees and Expenses of the Fund: This table describes the fees and expenses that you may pay if you buy, hold, and sell shares of the Fund. You may qualify for sales charge discounts on purchases of Class A shares if you and your family invest, or agree to invest in the future, at least \$50,000 in the Fund. Sales load waivers may vary by financial intermediary. For more information on specific financial intermediary sales loads and waivers, see Appendix A to the statutory prospectus. **You may pay other fees, such as brokerage commissions and other fees to financial intermediaries, which are not reflected in the table and Examples below.** More information about these and other discounts is available from your financial professional and in **How to Purchase Shares** on page 42 in this Prospectus.

Shareholder Fees (fees paid directly from your investment)	Class A	Institutional Class	Class C
Maximum Sales Charge (Load) Imposed on Purchases (as a % of offering price)	4.75%	None	None
Maximum Deferred Sales Charge (Load) ⁽¹⁾ (as a % of original purchase price)	None	None	1.00%
Annual Fund Operating Expenses (expenses that you pay each year as a percentage of the value of your investment)	Class A	Institutional Class	Class C
Management Fees	1.25%	1.25%	1.25%
Distribution and/or Service (12b-1) Fees	0.25%	0.00%	1.00%
Other Expenses	0.12%	0.12%	0.12%
Acquired Fund Fees and Expenses ⁽²⁾	0.31%	0.31%	0.31%
Total Annual Fund Operating Expenses	1.93%	1.68%	2.68%
Fee Waiver/Reimbursement or Recoupment ⁽³⁾	-0.02%	-0.02%	-0.02%
Total Annual Fund Operating Expenses after Fee Waiver/Reimbursement or Recoupment	1.91%	1.66%	2.66%

⁽¹⁾ The Fund’s distributor may advance to, or reimburse, the Fund 1.00% of the purchase price in connection with 12b-1 fees advanced to authorized broker-dealers on purchases of Class C shares. However, when the distributor makes such a payment, the respective Class C shares are subject to a 1.00% contingent deferred sales charge (“CDSC”) payable to the distributor on shares redeemed prior to the first 12 months after their purchase. Shareholders will be notified at the time of purchase if the shares purchased are subject to this CDSC.

⁽²⁾ Acquired Fund Fees and Expenses (“AFFE”) are indirect costs of investing in other investment companies. The operating expenses in this fee table do not correlate to the expense ratio in the Fund’s financial highlights because the financial statements include only the direct operating expenses incurred by the Fund and not the indirect costs of investing in other investment companies.

⁽³⁾ Kensington Asset Management, LLC (the “Adviser”) has contractually agreed to waive its management fee and pay Fund expenses to ensure that Total Annual Fund Operating Expenses (excluding AFFE, leverage/borrowing interest, interest expense, dividends paid on short sales, taxes, brokerage commissions, extraordinary expenses, and distribution (12b-1) fees and expenses) do not exceed 1.35% of the average net assets of the applicable share class. Fees waived and expenses paid by the Adviser may be recouped by the Adviser for a period of 36 months following the month during which such fee waiver and expense payment was made if such recoupment can be achieved without exceeding the expense limit in effect at the time the fee waiver and expense payment occurred and the expense limit in effect at the time of recoupment. The Operating Expense Limitation Agreement is indefinite in term and cannot be terminated through at least April 30, 2026. Thereafter, the agreement may be terminated at any time upon 60 days’ written notice by the Trust’s Board of Trustees (the “Board”) or the Adviser.

Example: This Example is intended to help you compare the cost of investing in the Fund with the cost of investing in other mutual funds. The Example assumes that you invest \$10,000 in the Fund for the time periods indicated and then redeem all your shares at the end of those periods. The Example also assumes that your investment has a 5% return each year and that the Fund's operating expenses remain the same, taking into account the expense limitation in the first year only. Although your actual costs may be higher or lower, based upon these assumptions your costs would be:

Class	1 Year	3 Years	5 Years	10 Years
A	\$660	\$1,050	\$1,466	\$2,620
Institutional	\$169	\$528	\$911	\$1,985
C	\$369	\$830	\$1,418	\$3,011

You would pay the following expenses if you did not redeem your shares:

Class	1 Year	3 Years	5 Years	10 Years
C	\$269	\$830	\$1,418	\$3,011

Portfolio Turnover: The Fund pays transaction costs, such as commissions, when it buys and sells securities (or “turns over” its portfolio). A higher portfolio turnover may indicate higher transaction costs and may result in higher taxes when Fund shares are held in a taxable account. These costs, which are not reflected in annual fund operating expenses or in the Example, affect the Fund's performance. During the most recent fiscal year ended December 31, 2024, the Fund's portfolio turnover rate was 134% of its average portfolio value.

Principal Investment Strategies

The Fund is designed to provide the potential to generate stable, above average fixed-income returns, with a reduced risk of drawdown (*i.e.*, the risk of a decline in investment value during a decline in the U.S. equity markets). Kensington Asset Management, LLC (the “Adviser”) seeks to achieve the Fund's investment objective by investing the Fund's assets to gain exposure to (i) higher-yielding, fixed income securities, or to (ii) cash, cash equivalents, and U.S. Treasury securities. The portfolio managers use a proprietary “Managed Income Model” that looks at trends and patterns in the high-yield, equity and broader fixed income markets. The Managed Income Model uses daily inputs related to the prices of certain U.S. high-yield and long-term Treasury bond funds, U.S. equity market indices, and the number of NYSE-listed companies whose prices have increased and decreased each day to evaluate whether market conditions favor a “Risk-On” portfolio exposed to predominantly higher-yielding securities or a “Risk-Off” portfolio exposed to cash, cash equivalents, or U.S. Treasury securities. Specifically, the model uses the following inputs:

- Returns of certain U.S. high-yield bond funds
- Returns of long-term U.S. Treasury bonds
- The level of the NASDAQ Composite Index, a market capitalization weighted index of approximately 3,000 common equities listed on the NASDAQ stock exchange
- The level of the Value Line Geometric Composite Index, an index of approximately 1,700 companies representing approximately 90% of the market capitalization of all U.S.-listed stocks with returns weighted to account for compounding of returns of time; and
- The daily number of NYSE-listed companies with prices increasing or decreasing (the Advance/Decline Line).

The Managed Income Model looks for trends developing over multiple time periods (*e.g.*, weeks, months, years) to signal a change from Risk-On to Risk-Off or vice versa, and the Adviser will generally turn over approximately 100% of the portfolio's exposures when the Managed Income Model signals a change. Depending on market conditions, such turnover from Risk-On to Risk-Off or vice versa may take up to several weeks, and the Fund may have significant portfolio turnover from year to year. The Adviser generally expects such changes to occur infrequently (*e.g.*, fewer than five times annually) based on historic trends in the high-yield fixed income market. Generally, when the Adviser believes high-yield market conditions are favorable, the Fund seeks exposure to longer maturity and lower quality high-yield securities. When the Adviser believes high-yield market conditions are somewhat less favorable (but still “Risk-On”), the Fund may diversify its holdings by seeking exposure to shorter maturity and better quality fixed income securities.

In its Risk-On position, the Fund will gain exposure to fixed-income securities primarily by investing in one or more of the following investment types (1) other mutual funds and exchange-traded funds (“ETFs”) (collectively, “underlying funds”) that invest in higher-yielding, income-producing securities, (2) individual bonds, including high-yield bonds, (3) credit default swaps and credit default index swaps, and options on such instruments, and/or (4) index futures and bond futures. The types of investments used to gain the Fund’s exposures to fixed-income securities (*i.e.*, other mutual funds and ETFs, individual bonds, derivatives, *etc.*), and the allocation to each, is determined by several factors related to each investment type when the investment is made, including but not limited to, capacity constraints, the expected duration of the trade, fees or commissions, and the quality of beta (*i.e.*, sensitivity to the securities markets) offered by the investment type. The use of derivative instruments is just one option that the Fund may use and such use is determined in the same manner as the other investments.

The fixed-income securities to which the Fund may have exposure, either directly or indirectly, include bills, notes, bonds, debentures, bank loans, loan participations, syndicated loan assignments and other evidence of indebtedness and are not restricted as to issuer credit quality, country, capitalization, security maturity, currency, or leverage. The specific fixed-income securities in which the Fund invests or has exposure to is determined by the Adviser’s systematic investment approach, which takes into account several key elements, including but not limited to, the evaluation of relative value and trends across the spectrum of fixed-income opportunities, and the risks related to credit and duration for those opportunities in the current market environment. In its Risk-On position, a majority of the Fund’s portfolio is typically exposed to high-yield securities, which are debt instruments rated lower than Baa3 by Moody’s Investors Service, Inc. (“Moody’s”) or lower than BBB- by Standard and Poor’s Rating Group (“S&P”), or, if unrated, determined by the Adviser, or underlying fund’s adviser where applicable, to be of similar credit quality. High-yield securities are also known as “junk bonds.” The Fund may have exposure to junk bonds that are in default, subject to bankruptcy or reorganization. The Fund may also take short positions from time to time to hedge or offset existing long positions.

In its Risk-Off position, the Fund will primarily hold cash or cash equivalents or invest directly or indirectly in underlying funds that invest in U.S. Treasury securities of various maturities. The Fund may also take short positions in the Risk-Off position to offset existing long holdings from when the Fund was in the Risk-On position.

In selecting underlying funds, the Adviser considers the performance, relative fees, management experience, and underlying portfolio composition and strategy of such underlying funds. The Fund is non-diversified, which means it may invest a high percentage of its assets in a limited number of securities. The Fund will typically limit its investment in a single underlying fund to three percent of such underlying fund’s net assets, although the percentage of such underlying fund owned by the Fund may change over time as the value of such investment changes and the Fund’s overall portfolio changes.

The Fund may lend its portfolio securities to brokers, dealers, and other financial organizations. These loans, if and when made, may not exceed 33 1/3% of the total asset value of the Fund (including the loan collateral). By lending its securities, the Fund may increase its income by receiving payments from the borrower.

Principal Investment Risks

As with all mutual funds, there is the risk that you could lose money through your investment in the Fund. The Fund is not intended to be a complete investment program. Many factors affect the Fund’s net asset value and performance. The following risks apply to the Fund directly and indirectly through the Fund’s investment in underlying funds.

- *Management Risk:* The Adviser’s reliance on its proprietary trend-following model and the Adviser’s judgments about the attractiveness, value, and potential appreciation of particular assets may prove to be incorrect and may not produce the desired results.
- *High-Yield Bond Risk:* Lower-quality fixed income securities, known as “high-yield” or “junk” bonds, present greater risk than bonds of higher quality, including an increased risk of default. These securities are considered speculative. Defaulted securities or those subject to a reorganization proceeding may become worthless and are illiquid.

- *Fixed-Income Securities Risks:* The Fund may invest in or have exposure to fixed-income securities. Fixed-income securities are or may be subject to interest rate, credit, liquidity, prepayment and extension risks. Interest rates may go up resulting in a decrease in the value of fixed-income securities. Credit risk is the risk that an issuer will not make timely payments of principal and interest. There is also the risk that an issuer may “call,” or repay, its high yielding bonds before their maturity dates. Fixed-income securities subject to prepayment can offer less potential for gains during a declining interest rate environment and similar or greater potential for loss in a rising interest rate environment. Limited trading opportunities for certain fixed-income securities may make it more difficult to sell or buy a security at a favorable price or time. Changes in market conditions and government policies may lead to periods of heightened volatility and reduced liquidity in the fixed-income securities market, and could result in an increase in redemptions. Interest rate changes and their impact on a fund and its share price can be sudden and unpredictable.
 - *Interest Rate Risk.* In times of rising interest rates, bond prices will decline. Generally, securities with longer maturities and funds with longer weighted average maturities carry greater interest rate risk. The Fund may be exposed to heightened interest rate risk as interest rates rise from historically low levels.
 - *Extension Risk.* In times of rising interest rates, prepayments will slow causing portfolio securities considered short or intermediate term to be long-term securities, which fluctuate more widely in response to changes in interest rates than shorter term securities.
 - *Liquidity Risk.* There may be no willing buyer of a fund’s portfolio securities and such fund may have to sell those securities at a lower price or may not be able to sell the securities at all, each of which would have a negative effect on performance.
 - *Prepayment Risk.* In times of declining interest rates, a fund’s higher yielding securities may be prepaid and such fund may have to replace them with securities having a lower yield.
 - *Duration Risk.* The Fund can invest in securities of any maturity or duration. Holding long duration and long maturity investments will magnify certain risks, including interest rate risk and credit risk.
- *Foreign Investment Risk:* Foreign investments may be riskier than U.S. investments for many reasons, such as changes in currency exchange rates and unstable political, social, and economic conditions.
- *Loans Risk:* The market for loans, including bank loans, loan participations, and syndicated loan assignments may not be highly liquid, and the holder may have difficulty selling them. These investments expose the Fund to the credit risk of both the financial institution and the underlying borrower. Bank loans settle on a delayed basis, which can be greater than seven days, potentially leading to the sale proceeds of such loans not being available for a substantial period of time after the sale of the bank loans.
- *Market Risk:* Overall investment market risks affect the value of the Fund. Factors such as economic growth and market conditions, interest rate levels, and political events affect U.S. and international investment markets. Additionally, unexpected local, regional or global events, such as war; acts of terrorism; financial, political or social disruptions; natural, environmental or man-made disasters; the spread of infectious illnesses or other public health issues (such as the global pandemic coronavirus disease 2020 (COVID-19)); and recessions and depressions could have a significant impact on the Fund and its investments and may impair market liquidity. Such events can cause investor fear, which can adversely affect the economies of nations, regions and the market in general, in ways that cannot necessarily be foreseen.
- *Underlying Funds Risk:* Investments in underlying funds involve duplication of investment advisory fees and certain other expenses. Each underlying fund is subject to specific risks, depending on the nature of its investment strategy. The manager of an underlying fund may not be successful in implementing its strategy. ETF shares may trade at a market price that may be lower (a discount) or higher (a premium) than the ETF’s net asset value. ETFs are also subject to brokerage and/or other trading costs, which could result in greater expenses to the Fund. Because the value of ETF shares depends on the demand in the market, the Adviser may not be able to liquidate the Fund’s holdings at the most optimal time, adversely affecting performance.

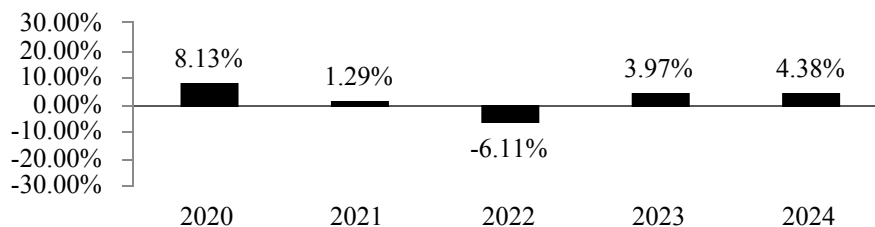
- *Derivatives Risk:* In general, a derivative instrument typically involves leverage, *i.e.*, it provides exposure to potential gain or loss from a change in the level of the market price of the underlying security (or a basket or index) in a notional amount that exceeds the amount of cash or assets required to establish or maintain the derivative instrument. Adverse changes in the value or level of the underlying asset or index, which the Fund may not directly own, can result in a loss to the Fund substantially greater than the amount invested in the derivative itself. The use of derivative instruments also exposes the Fund to additional risks and transaction costs. A risk of the Fund's use of derivatives is that the fluctuations in their values may not correlate perfectly with the overall securities markets.
- *Futures Contract Risk:* The successful use of futures contracts draws upon the Adviser's skill and experience with respect to such instruments and is subject to special risk considerations. The primary risks associated with the use of futures contracts, which may adversely affect the Fund's NAV and total return, are (a) the imperfect correlation between the change in market value of the instruments held by the Fund and the price of the futures contract; (b) possible lack of a liquid secondary market for a futures contract and the resulting inability to close a futures contract when desired; (c) losses caused by unanticipated market movements, which are potentially unlimited; (d) the Adviser's inability to predict correctly the direction of securities prices, interest rates, currency exchange rates and other economic factors; (e) the possibility that the counterparty will default in the performance of its obligations; and (f) if the Fund has insufficient cash, it may have to sell securities from its portfolio to meet daily variation margin requirements, and the Fund may have to sell securities at a time when it may be disadvantageous to do so.
- *Credit Default Swap Agreements Risk:* The Fund may enter into credit default index swap agreements or credit default swap agreements as a "buyer" or "seller" of credit protection. Credit default index swap agreements and credit default swap agreements involve special risks because they may be difficult to value, are highly susceptible to liquidity and credit risk, and generally pay a return to the party that has paid the premium only in the event of an actual default by the issuer of the underlying obligation (as opposed to a credit downgrade or other indication of financial difficulty).
- *Options Risk:* An option is an agreement that, for a premium payment or fee, gives the option holder (the purchaser) the right but not the obligation to buy (a "call option") or sell (a "put option") the underlying asset (or settle for cash an amount based on an underlying asset, rate, or index) at a specified price (the "exercise price") during a period of time or on a specified date. Investments in options are considered speculative. When the Fund purchases an option, it may lose the premium paid for it if the price of the underlying security or other assets decreased or remained the same (in the case of a call option) or increased or remained the same (in the case of a put option). If a put or call option purchased by the Fund were permitted to expire without being sold or exercised, its premium would represent a loss to the Fund.
- *Short Sale Risk:* The Fund may take a short position in a derivative instrument, such as a futures contract. A short position on a derivative instrument involves the risk of a theoretically unlimited increase in the value of the underlying instrument which could cause the Fund to suffer a (potentially unlimited) loss. Short sales also involve transaction and financing costs that will reduce potential Fund gains and increase potential Fund losses.
- *Leverage Risk:* As part of the Fund's principal investment strategy, the Fund may make investments in derivative instruments. These derivative instruments provide the economic effect of financial leverage by creating additional investment exposure to the underlying asset, as well as the potential for greater loss. If the Fund uses leverage through activities such as entering into derivative instruments, the Fund has the risk that losses may exceed the net assets of the Fund. The net asset value of the Fund while employing leverage will be more volatile and sensitive to market movements.
- *Non-Diversification Risk:* As a non-diversified fund, the Fund may invest more than 5% of its total assets in the securities of one or more issuers. The Fund also invests in underlying funds that are non-diversified. The Fund's performance may be more sensitive to any single economic, business, political or regulatory occurrence than the value of shares of a diversified investment company.
- *Turnover Risk:* A higher portfolio turnover may result in higher transactional and brokerage costs. The Fund's portfolio turnover rate may be significantly above 100% annually.
- *Securities Lending Risk.* There are certain risks associated with securities lending, including the risk that the borrower may fail to return the securities on a timely basis or even the loss of rights in the collateral deposited by the borrower, if the borrower should fail financially. As a result, the Fund may lose money. The Fund could also lose money in the event of a decline in the value of collateral provided for loaned securities or a decline in the value of any investments made with cash collateral. These events could also trigger adverse tax consequences for the Fund.

- **U.S. Government Securities Risk:** The Fund may invest directly or indirectly in obligations issued by agencies and instrumentalities of the U.S. government. The U.S. government may choose not to provide financial support to U.S. government sponsored agencies or instrumentalities if it is not legally obligated to do so, in which case, if the issuer defaulted, the Fund might not be able to recover its investment.
- **Models and Data Risk:** The Fund's investment exposure is heavily dependent on proprietary quantitative models as well as information and data supplied by third parties ("Models and Data"). When Models and Data prove to be incorrect or incomplete, any decisions made in reliance thereon may lead to securities being included in or excluded from the Fund's portfolio that would have been excluded or included had the Models and Data been correct and complete. Some of the models used by the Fund are predictive in nature. The use of predictive models has inherent risks. For example, such models may incorrectly forecast future behavior, leading to potential losses. In addition, in unforeseen or certain low-probability scenarios (often involving a market disruption of some kind), such models may produce unexpected results, which can result in losses for the Fund.

Performance: Performance shown below for periods prior to the close of business on June 24, 2022 is for the Kensington Managed Income Fund (the "Managed Income Predecessor Fund"), formerly a series of Advisors Preferred Trust which commenced operations on May 31, 2019. The Fund has adopted the performance of the Managed Income Predecessor Fund as a result of a reorganization in which the Fund acquired all the assets and liabilities of the Managed Income Predecessor Fund (the "Reorganization"). The Reorganization occurred as of the close of business on June 24, 2022. Prior to the Reorganization, the Fund was a "shell" Fund with no assets and had not commenced operations. The Fund's portfolio management team served as the portfolio management team of the Managed Income Predecessor Fund and has been the Fund's portfolio management team since inception.

The bar chart and performance table below show the variability of the Fund's returns, which is some indication of the risks of investing in the Fund. The bar chart shows performance of the Fund's Institutional Class shares for each full calendar year since the Fund's inception. The performance table compares the performance of each of the Fund's share classes over time to the performance of the Fund's benchmark index and a supplemental index. You should be aware that the Fund's past performance (before and after taxes) may not be an indication of how the Fund will perform in the future. Class A and Class C shares have similar annual returns to Institutional Class shares because the classes are invested in the same portfolio of securities. However, the returns for Class A and Class C shares are lower than Institutional Class shares because Class A and Class C shares have higher expenses and Class A shares are subject to a load and Class C shares are subject to a deferred sales charge. Shareholder reports containing financial and performance information for the Fund will be made available to shareholders semi-annually. Updated performance information and daily NAV per share is available at no cost by calling toll-free 866-303-8623.

**Institutional Class Performance Bar Chart
For Calendar Years Ended December 31**



Best Quarter	Q4 2023	5.01%
Worst Quarter	Q2 2022	-4.21%

Performance Table
Average Annual Total Returns
(For periods ended December 31, 2024)

	One Year	Five Years	Since Inception Institutional & Class A ⁽¹⁾	Since Inception Class C ⁽²⁾
Institutional Class Shares Return before taxes	4.38%	2.22%	2.56%	N/A
Institutional Class Shares Return after taxes on distributions ⁽³⁾	2.07%	0.92%	1.31%	N/A
Institutional Class Shares Return after taxes on distributions and sale of Fund Shares ⁽³⁾	2.58%	1.15%	1.44%	N/A
Class A Shares Return before taxes (with load)	-0.83%	0.98%	1.41%	N/A
Class C Shares Return before taxes	2.28%	1.19%	N/A	1.32%
Bloomberg US Aggregate Bond Index ⁽⁴⁾ (reflects no deduction for fees, expenses, or taxes)	1.25%	-0.33%	0.48%	-0.37%

(1) The inception date of investment operations for the Fund's Institutional and Class A Shares is May 28, 2019.

(2) The inception date of investment operations for the Fund's Class C Shares is August 27, 2019.

(3) After-tax returns are calculated using the historical highest individual federal marginal income tax rates and do not reflect the impact of state and local taxes. The "Return After Taxes on Distributions and Sale of Fund Shares" may be higher than other return figures when a capital loss occurs upon redemption of Fund shares and provides an assumed tax benefit for the investor. Actual after-tax returns depend on an investor's tax situation and may differ from those shown, and after-tax returns shown are not relevant to investors who hold their Fund shares through tax-deferred arrangements, such as 401(k) plans or individual retirement accounts. After tax returns are only shown for Institutional Class Shares. After tax returns for other classes of shares will vary.

(4) The Bloomberg US Aggregate Bond Index is an unmanaged index comprised of U.S. Investment grade fixed rate bond market securities, including government agency, corporate and mortgage-backed securities. Investors cannot invest directly in an index. It is also known as U.S. Aggregate Bond Index.

Investment Adviser: Kensington Asset Management, LLC

Portfolio Managers:

Bruce P. DeLaurentis

Bruce P. DeLaurentis is Founder, Lead Portfolio Manager and Chairman of the Investment Committee for Kensington Asset Management. He has served the Fund since inception in 2022 and the Managed Income Predecessor Fund from its inception in 2019 until its Reorganization.

Patrick Sommerstad

Patrick Sommerstad serves as Portfolio Manager and Investment Committee Member for Kensington Asset Management. He has served the Fund since inception in 2022.

Jason Sim

Jason Sim serves as Portfolio Manager and Investment Committee Member for Kensington Asset Management. He has served the Fund since inception in 2022.

Jordan Flebotte

Jordan Flebotte serves as Portfolio Manager and Investment Committee Member for Kensington Asset Management. He has served the Fund since inception in 2022.

Purchase and Sale of Fund Shares: The investment minimums for the Fund are:

Class	Initial Investment		Subsequent Investment	
	Regular Account	Retirement Account	Regular Account	Retirement Account
A	\$1,000	\$1,000	\$250	\$100
Institutional	\$25,000	\$25,000	\$250	\$100
C	\$1,000	\$1,000	\$250	\$100

The Fund or Adviser may waive any investment minimum. You may purchase and redeem shares of the Fund on any day that the New York Stock Exchange (“NYSE”) is open. Redemption requests may be made in writing, by telephone, or through a financial intermediary and will be paid by ACH, check or wire transfer. Purchase and redemption requests must be received by the Fund (or an authorized broker or agent, or its authorized designee) before the close of regular trading on the NYSE (normally 4:00 p.m., Eastern Time) to assure ample time to transmit to the Fund prior to NAV pricing.

Tax Information: Dividends and capital gain distributions you receive from the Fund, whether you reinvest your distributions in additional Fund shares or receive them in cash, are taxable to you at either ordinary income or capital gains tax rates unless you are investing through a tax-deferred plan such as an IRA or 401(k) Plan. However, these dividend and capital gain distributions may be taxable upon their eventual withdrawal from tax-deferred plans.

Payments to Broker-Dealers and Other Financial Intermediaries: If you purchase the Fund through a broker-dealer or other financial intermediary (such as a bank), the Fund and its related companies may pay the intermediary for the sale of Fund shares and related services. These payments may create a conflict of interest by influencing the broker-dealer or other intermediary and your salesperson to recommend the Fund over another investment. Ask your salesperson or visit your financial intermediary’s website for more information.

KENSINGTON DYNAMIC ALLOCATION FUND

(formerly, Kensington Dynamic Growth Fund)

Investment Objective: Kensington Dynamic Allocation Fund (the “Fund”) seeks capital gains.

Fees and Expenses of the Fund: This table describes the fees and expenses that you may pay if you buy, hold, and sell shares of the Fund. You may qualify for sales charge discounts on purchases of Class A shares if you and your family invest, or agree to invest in the future, at least \$50,000 in the Fund. Sales load waivers may vary by financial intermediary. For more information on specific financial intermediary sales loads and waivers, see Appendix A to the statutory prospectus. **You may pay other fees, such as brokerage commissions and other fees to financial intermediaries, which are not reflected in the table and Examples below.** More information about these and other discounts is available from your financial professional and in **How to Purchase Shares** on page 42 in this Prospectus.

Shareholder Fees (fees paid directly from your investment)	Class A	Institutional Class	Class C
Maximum Sales Charge (Load) Imposed on Purchases (as a % of offering price)	4.75%	None	None
Maximum Deferred Sales Charge (Load) ⁽¹⁾ (as a % of original purchase price)	None	None	1.00%
Annual Fund Operating Expenses (expenses that you pay each year as a percentage of the value of your investment)	Class A	Institutional Class	Class C
Management Fees	1.25%	1.25%	1.25%
Distribution and/or Service (12b-1) Fees	0.25%	0.00%	1.00%
Other Expenses	0.11%	0.11%	0.10%
Acquired Fund Fees and Expenses ⁽²⁾	0.06%	0.06%	0.06%
Total Annual Fund Operating Expenses	1.67%	1.42%	2.41%

⁽¹⁾ The Fund’s distributor may advance to, or reimburse, the Fund 1.00% of the purchase price in connection with 12b-1 fees advanced to authorized broker-dealers on purchases of Class C shares. However, when the distributor makes such a payment, the respective Class C shares are subject to a 1.00% contingent deferred sales charge (“CDSC”) payable to the distributor on shares redeemed prior to the first 12 months after their purchase. Shareholders will be notified at the time of purchase if the shares purchased are subject to this CDSC.

⁽²⁾ Acquired Fund Fees and Expenses (“AFFE”) are indirect costs of investing in other investment companies. The operating expenses in this fee table do not correlate to the expense ratio in the Fund’s financial highlights because the financial statements include only the direct operating expenses incurred by the Fund and not the indirect costs of investing in other investment companies.

Example: This Example is intended to help you compare the cost of investing in the Fund with the cost of investing in other mutual funds. The Example assumes that you invest \$10,000 in the Fund for the time periods indicated and then redeem all of your shares at the end of those periods. The Example also assumes that your investment has a 5% return each year and that the Fund’s operating expenses remain the same, taking into account the expense limitation in the first year only. Although your actual costs may be higher or lower, based upon these assumptions your costs would be:

Class	1 Year	3 Years	5 Years	10 Years
A	\$637	\$976	\$1,339	\$2,357
Institutional	\$145	\$449	\$776	\$1,702
C	\$344	\$751	\$1,285	\$2,746

You would pay the following expenses if you did not redeem your shares:

Class	1 Year	3 Years	5 Years	10 Years
C	\$244	\$751	\$1,285	\$2,746

Portfolio Turnover: The Fund pays transaction costs, such as commissions, when it buys and sells securities (or “turns over” its portfolio). A higher portfolio turnover may indicate higher transaction costs and may result in higher taxes when Fund shares are held in a taxable account. These costs, which are not reflected in annual fund operating expenses or in the Example, affect the Fund’s performance. During the most recent fiscal year ended December 31, 2024, the Fund’s portfolio turnover rate was 553% of its average portfolio value.

Principal Investment Strategies

The Fund is designed to provide equity-like returns, but with the potential to reduce volatility and drawdown (*i.e.*, the risk of a decline in investment value during a decline in the U.S. equity markets) that comes with passive investment in equities. Kensington Asset Management, LLC (the “Adviser”) seeks to achieve the Fund’s investment objective by investing the Fund’s assets to gain exposure to (i) domestic equity securities or (ii) cash, cash equivalents, and U.S. Treasury securities based on a proprietary “Dynamic Allocation Model” that looks at trends in the U.S. equity market. The Dynamic Allocation Model uses daily price information with respect to multiple broad-based U.S. equity indices (e.g., open, close, high, and low prices) to identify and evaluate market trends and volatility to determine whether market conditions favor a “Risk-On” portfolio exposed to U.S. equity securities or a “Risk-Off” portfolio exposed to cash, cash equivalents, or U.S. Treasury securities. The Dynamic Allocation Model looks for trends developing over multiple time periods (e.g., weeks, months, or years) to signal a change from Risk-On to Risk-Off or vice versa, and the Adviser will generally turn over approximately 100% of the portfolio’s exposures when the Dynamic Allocation Model signals a change. Depending on market conditions, such turnover from Risk-On to Risk-Off or vice versa may take up to several days to a week, and the Fund may have significant portfolio turnover from year to year. The Adviser generally expects such changes to occur approximately eight to twelve times annually based on historic trends in the U.S. equity market.

In its Risk-On position, the Fund will gain exposure to equity securities primarily by investing in one or more of the following investment types (1) exchange-traded funds (“ETFs”) (“underlying funds”) that track the returns of a broad-based U.S. equity market index, (2) individual equity securities, and/or (3) equity index futures. The types of investments used to gain the Fund’s exposures to equity securities (*i.e.*, other mutual funds and ETFs, individual equity securities, futures, *etc.*), and the allocation to each, is determined by several factors related to each investment type when the investment is made, including but not limited to, capacity constraints, the expected duration of the trade, fees or commissions, and the quality of beta (*i.e.*, sensitivity to the securities markets) offered by the investment type. The use of futures contracts is just one option that the Fund may use and such use is determined in the same manner as the other investments.

The Fund’s equity exposure may include companies of any market capitalization, and equity indices to which the Fund gains exposure may be based on certain factors, such as value- or growth-oriented companies. The specific equity securities in which the Fund invests or has exposure to is determined by the Adviser’s systematic investment approach, which takes into account several key elements, including but not limited to, the evaluation of relative value and prevailing trends between value and growth equities, along with the current and anticipated market environment. The Fund may also take short positions from time to time to hedge or offset existing long positions. In its Risk-Off position, the Fund will primarily hold cash or cash equivalents or invest directly or indirectly in underlying funds that invest in U.S. Treasury securities of various maturities. The Fund may also take short positions in the Risk-Off position to offset existing long holdings from when the Fund was in the Risk-On position.

The Dynamic Allocation Model is built upon a core of trend-following logic that generates signals on a weekly basis. To avoid generating false signals directing a change to or from a Risk-On or Risk-Off state, the model also employs noise-filtering enhancements to dampen the distorting impact of short-term price aberrations that are characteristic of volatile markets. This noise filter operates by causing the model to disregard relatively large short-term changes in inputs that are not indicative of a longer-term trend. For example, the model considers short-term data that is not supported by longer-term trends as indicative of “noise”. The model also seeks to mitigate such noise by being run on a weekly, rather than daily basis. Additionally, the model employs certain counter-trend indicators that seek to identify when the equity market is overbought or oversold independent of whether the model anticipates a favorable or unfavorable equity market. For example, if the model determines that market conditions are favorable for equities, but equities are overbought, the model would signal a “Risk-Off” position. To the contrary, if the model determines that market conditions are not favorable for equities, but equities are oversold, the model would signal a “Risk-On” position.

In selecting underlying funds, the Adviser considers the performance, relative fees, management experience, and underlying portfolio composition and strategy of such underlying funds. The Fund is non-diversified, which means it may invest a high percentage of its assets in a limited number of securities.

The Fund may lend its portfolio securities to brokers, dealers, and other financial organizations. These loans, if and when made, may not exceed 33 1/3% of the total asset value of the Fund (including the loan collateral). By lending its securities, the Fund may increase its income by receiving payments from the borrower.

Principal Investment Risks

As with all mutual funds, there is the risk that you could lose money through your investment in the Fund. The Fund is not intended to be a complete investment program. Many factors affect the Fund’s Net Asset Value and performance. The following risks apply to the Fund directly and indirectly through the Fund’s investment in underlying funds.

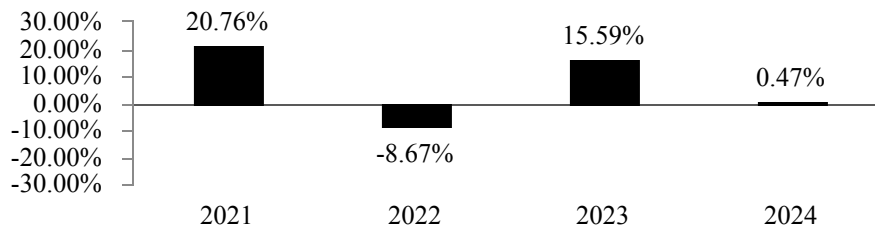
- *Management Risk:* The Adviser's reliance on its proprietary trend-following model and the Adviser's judgments about the attractiveness, value, and potential appreciation of particular assets, asset classes and securities may prove to be incorrect and may not produce the desired results.
- *Equity Securities Risk:* The Fund may invest in or have exposure to equity securities. Equity securities may experience sudden, unpredictable drops in value or long periods of decline in value. This may occur because of factors that affect securities markets generally or factors affecting specific industries, sectors, geographic markets, or companies in which the Fund invests.
- *Market Risk:* Overall investment market risks affect the value of the Fund. Factors such as economic growth and market conditions, interest rate levels, and political events affect U.S. and international investment markets. Additionally, unexpected local, regional or global events, such as war; acts of terrorism; financial, political or social disruptions; natural, environmental or man-made disasters; the spread of infectious illnesses or other public health issues (such as the global pandemic coronavirus disease 2020 (COVID-19)); and recessions and depressions could have a significant impact on the Fund and its investments and may impair market liquidity. Such events can cause investor fear, which can adversely affect the economies of nations, regions, and the market in general, in ways that cannot necessarily be foreseen.
- *Underlying Funds Risk:* Investments in underlying funds involve duplication of investment advisory fees and certain other expenses. Each underlying fund is subject to specific risks, depending on the nature of its investment strategy. The manager of an underlying fund may not be successful in implementing its strategy. ETF shares may trade at a market price that may be lower (a discount) or higher (a premium) than the ETF's net asset value. ETFs are also subject to brokerage and/or other trading costs, which could result in greater expenses to the Fund. Because the value of ETF shares depends on the demand in the market, the Adviser may not be able to liquidate the Fund's holdings at the most optimal time, adversely affecting performance.
- *Derivatives Risk:* In general, a derivative instrument typically involves leverage, *i.e.*, it provides exposure to potential gain or loss from a change in the level of the market price of the underlying security (or a basket or index) in a notional amount that exceeds the amount of cash or assets required to establish or maintain the derivative instrument. Adverse changes in the value or level of the underlying asset or index, which the Fund may not directly own, can result in a loss to the Fund substantially greater than the amount invested in the derivative itself. The use of derivative instruments also exposes the Fund to additional risks and transaction costs. A risk of the Fund's use of derivatives is that the fluctuations in their values may not correlate perfectly with the overall securities markets.
 - *Futures Contract Risk:* The successful use of futures contracts draws upon the Adviser's skill and experience with respect to such instruments and is subject to special risk considerations. The primary risks associated with the use of futures contracts, which may adversely affect the Fund's NAV and total return, are (a) the imperfect correlation between the change in market value of the instruments held by the Fund and the price of the futures contract; (b) possible lack of a liquid secondary market for a futures contract and the resulting inability to close a futures contract when desired; (c) losses caused by unanticipated market movements, which are potentially unlimited; (d) the Adviser's inability to predict correctly the direction of securities prices, interest rates, currency exchange rates and other economic factors; (e) the possibility that the counterparty will default in the performance of its obligations; and (f) if the Fund has insufficient cash, it may have to sell securities from its portfolio to meet daily variation margin requirements, and the Fund may have to sell securities at a time when it may be disadvantageous to do so.
- *Short Sale Risk:* The Fund may take a short position in a derivative instrument, such as a futures contract. A short position on a derivative instrument involves the risk of a theoretically unlimited increase in the value of the underlying instrument which could cause the Fund to suffer a (potentially unlimited) loss. Short sales also involve transaction and financing costs that will reduce potential Fund gains and increase potential Fund losses.
- *Leverage Risk:* As part of the Fund's principal investment strategy, the Fund may make investments in derivative instruments. These derivative instruments provide the economic effect of financial leverage by creating additional investment exposure to the underlying asset, as well as the potential for greater loss. If the Fund uses leverage through activities such as entering into derivative instruments, the Fund has the risk that losses may exceed the net assets of the Fund. The net asset value of the Fund while employing leverage will be more volatile and sensitive to market movements.
- *Non-Diversification Risk:* As a non-diversified fund, the Fund may invest more than 5% of its total assets in the securities of one or more issuers. The Fund also invests in underlying funds that are non-diversified. The Fund's performance may be more sensitive to any single economic, business, political or regulatory occurrence than the value of shares of a diversified investment company.

- *Small- and Mid-Capitalization Companies Risk:* Investing in or having exposure to the securities of small-capitalization and mid-capitalization companies involves greater risks and the possibility of greater price volatility than investing in larger capitalization and more-established companies. Investments in mid-cap companies involve less risk than investing in small-cap companies. Smaller companies may have limited operating history, product lines, and financial resources, and the securities of these companies may lack sufficient market liquidity. Mid-cap companies often have narrower markets and more limited managerial and financial resources than larger, more established companies.
- *Turnover Risk:* A higher portfolio turnover may result in higher transactional and brokerage costs. The Fund's portfolio turnover rate may be significantly above 100% annually.
- *Securities Lending Risk:* There are certain risks associated with securities lending, including the risk that the borrower may fail to return the securities on a timely basis or even the loss of rights in the collateral deposited by the borrower, if the borrower should fail financially. As a result, the Fund may lose money. The Fund could also lose money in the event of a decline in the value of collateral provided for loaned securities or a decline in the value of any investments made with cash collateral. These events could also trigger adverse tax consequences for the Fund.
- *U.S. Government Securities Risk:* The Fund may invest directly or indirectly in obligations issued by agencies and instrumentalities of the U.S. government. The U.S. government may choose not to provide financial support to U.S. government sponsored agencies or instrumentalities if it is not legally obligated to do so, in which case, if the issuer defaulted, the Fund might not be able to recover its investment. Like other fixed income instruments, U.S. government securities are subject to interest rate risk. Typically, a rise in interest rates causes a decline in the value of bonds. Recently, interest rates have been historically low. Current conditions may result in a rise in interest rates, which in turn may result in a decline in the value of the fixed income investments held by the Fund. As a result, interest rate risk may be heightened.
- *Models and Data Risk:* The Fund's investment exposure is heavily dependent on proprietary quantitative models as well as information and data supplied by third parties ("Models and Data"). When Models and Data prove to be incorrect or incomplete, any decisions made in reliance thereon may lead to securities being included in or excluded from the Fund's portfolio that would have been excluded or included had the Models and Data been correct and complete. Some of the models used by the Fund are predictive in nature. The use of predictive models has inherent risks. For example, such models may incorrectly forecast future behavior, leading to potential losses. In addition, in unforeseen or certain low-probability scenarios (often involving a market disruption of some kind), such models may produce unexpected results, which can result in losses for the Fund.

Performance: Performance shown below for periods prior to the close of business on June 24, 2022 is for the Kensington Dynamic Growth Fund (the "Dynamic Allocation Predecessor Fund"), formerly a series of Advisors Preferred Trust which commenced operations on October 23, 2020. The Fund has adopted the performance of the Dynamic Allocation Predecessor Fund as a result of a reorganization in which the Fund acquired all the assets and liabilities of the Dynamic Allocation Predecessor Fund (the "Reorganization"). The Reorganization occurred as of the close of business on June 24, 2022. Prior to the Reorganization, the Fund was a "shell" Fund with no assets and had not commenced operations. The Fund's portfolio management team served as the portfolio management team of the Dynamic Allocation Predecessor Fund and has been the Fund's portfolio management team since inception.

The bar chart and performance table below show the variability of the Fund's returns, which is some indication of the risks of investing in the Fund. The bar chart shows performance of the Fund's Institutional Class shares for each full calendar year since the Fund's inception. The performance table compares the performance of each of the Fund's share classes over time to the performance of the Fund's benchmark index. You should be aware that the Fund's past performance (before and after taxes) may not be an indication of how the Fund will perform in the future. Class A and Class C shares have similar annual returns to Institutional Class shares because the classes are invested in the same portfolio of securities, however, the returns for Class A and Class C shares are lower than Institutional Class shares because Class A and Class C shares have higher expenses and Class A shares are subject to a load. Shareholder reports containing financial and performance information for the Fund will be made available to shareholders semi-annually. Updated performance information and daily NAV per share is available at no cost by calling toll-free 866-303-8623.

**Institutional Class Performance Bar Chart
For Calendar Year Ended December 31**



Best Quarter	Q1 2024	9.16%
Worst Quarter	Q3 2024	-11.13%

**Performance Table
Average Annual Total Returns
(For periods ended December 31, 2024)**

	One Year	Since Inception (October 23, 2020)
Institutional Class Shares Return before taxes	0.47%	6.46%
Institutional Class Shares Return after taxes on distributions ⁽¹⁾	-2.33%	4.74%
Institutional Class Shares Return after taxes on distributions and sale of Fund Shares ⁽¹⁾	0.36%	4.30%
Class A Shares Return before taxes (with load)	-4.45%	4.96%
Class C Shares Return before taxes	-1.40%	5.43%
S&P 500 Total Return Index ⁽²⁾ (reflects no deduction for fees, expenses, or taxes)	25.02%	15.21%

⁽¹⁾ After-tax returns are calculated using the historical highest individual federal marginal income tax rates and do not reflect the impact of state and local taxes. Actual after-tax returns depend on an investor's tax situation and may differ from those shown, and after-tax returns shown are not relevant to investors who hold their Fund shares through tax-deferred arrangements, such as 401(k) plans or individual retirement accounts. After tax returns are only shown for Institutional Class Shares. After tax returns for other classes of shares will vary.

⁽²⁾ The S&P 500 Total Return Index is an unmanaged market capitalization-weighted index which is comprised of 500 of the largest U.S. domiciled companies and includes the reinvestment of all dividends. Investors cannot invest directly in an index or benchmark.

Investment Adviser: Kensington Asset Management, LLC

Portfolio Managers:

Bruce P. DeLaurentis

Bruce P. DeLaurentis is Founder, Lead Portfolio Manager and Chairman of the Investment Committee for Kensington Asset Management. He has served the Fund since inception in 2022 and the Dynamic Allocation Predecessor Fund from its inception in 2020 until the Reorganization.

Patrick Sommerstad

Patrick Sommerstad serves as Portfolio Manager and Investment Committee Member for Kensington Asset Management. He has served the Fund since inception in 2022.

Jason Sim

Jason Sim serves as Portfolio Manager and Investment Committee Member for Kensington Asset Management. He has served the Fund since inception in 2022.

Jordan Flebotte

Jordan Flebotte serves as Portfolio Manager and Investment Committee Member for Kensington Asset Management. He has served the Fund since inception in 2022.

Purchase and Sale of Fund Shares: The investment minimums for the Fund are:

Class	Initial Investment		Subsequent Investment	
	Regular Account	Retirement Account	Regular Account	Retirement Account
A	\$1,000	\$1,000	\$250	\$100
Institutional	\$25,000	\$25,000	\$250	\$100
C	\$1,000	\$1,000	\$250	\$100

The Fund or Adviser may waive any investment minimum. You may purchase and redeem shares of the Fund on any day that the New York Stock Exchange (“NYSE”) is open. Redemption requests may be made in writing, by telephone, or through a financial intermediary and will be paid by ACH, check or wire transfer. Purchase and redemption requests must be received by the Fund (or an authorized broker or agent, or its authorized designee) before the close of regular trading on the NYSE (normally 4:00 p.m., Eastern Time) to assure ample time to transmit to the Fund prior to NAV pricing.

Tax Information: Dividends and capital gain distributions you receive from the Fund, whether you reinvest your distributions in additional Fund shares or receive them in cash, are taxable to you at either ordinary income or capital gains tax rates unless you are investing through a tax-deferred plan such as an IRA or 401(k) Plan. However, these dividend and capital gain distributions may be taxable upon their eventual withdrawal from tax-deferred plans.

Payments to Broker-Dealers and Other Financial Intermediaries: If you purchase the Fund through a broker-dealer or other financial intermediary (such as a bank), the Fund and its related companies may pay the intermediary for the sale of Fund shares and related services. These payments may create a conflict of interest by influencing the broker-dealer or other intermediary and your salesperson to recommend the Fund over another investment. Ask your salesperson or visit your financial intermediary’s website for more information.

KENSINGTON ACTIVE ADVANTAGE FUND

Investment Objective: The Kensington Active Advantage Fund (the “Fund”) seeks total return.

Fees and Expenses of the Fund: This table describes the fees and expenses that you may pay if you buy, hold, and sell shares of the Fund. You may qualify for sales charge discounts on purchases of Class A shares if you and your family invest, or agree to invest in the future, at least \$50,000 in the Fund. Sales load waivers may vary by financial intermediary. For more information on specific financial intermediary sales loads and waivers, see Appendix A to the statutory prospectus. **You may pay other fees, such as brokerage commissions and other fees to financial intermediaries, which are not reflected in the table and Examples below.** More information about these and other discounts is available from your financial professional and in **How to Purchase Shares** on page 42 in this Prospectus.

Shareholder Fees (fees paid directly from your investment)	Class A	Institutional Class	Class C
Maximum Sales Charge (Load) Imposed on Purchases (as a % of offering price)	4.75%	None	None
Maximum Deferred Sales Charge (Load) ⁽¹⁾ (as a % of original purchase price)	None	None	1.00%
Annual Fund Operating Expenses (expenses that you pay each year as a percentage of the value of your investment)	Class A	Institutional Class	Class C
Management Fees	1.25%	1.25%	1.25%
Distribution and/or Service (12b-1) Fees	0.25%	0.00%	1.00%
Other Expenses ⁽²⁾	1.58%	1.17%	1.69%
Acquired Fund Fees and Expenses ⁽³⁾	0.20%	0.20%	0.20%
Total Annual Fund Operating Expenses	3.28%	2.62%	4.14%
Fee Waiver/Reimbursement or Recoupment ⁽⁴⁾	-1.48%	-1.07%	-1.59%
Total Annual Fund Operating Expenses After Fee Waiver/Reimbursement or Recoupment	1.80%	1.55%	2.55%

⁽¹⁾ The Fund’s distributor may advance to, or reimburse, the Fund 1.00% of the purchase price in connection with 12b-1 fees advanced to authorized broker-dealers on purchases of Class C shares. However, when the distributor makes such a payment, the respective Class C shares are subject to a 1.00% contingent deferred sales charge (“CDSC”) payable to the distributor on shares redeemed prior to the first 12 months after their purchase. Shareholders will be notified at the time of purchase if the shares purchased are subject to this CDSC.

⁽²⁾ Amounts shown for each share class include 0.01% of interest expense

⁽³⁾ Acquired Fund Fees and Expenses (“AFFE”) are indirect costs of investing in other investment companies. The operating expenses in this fee table will not correlate to the expense ratio in the Fund’s financial highlights, when issued, because the financial statements include only the direct operating expenses incurred by the Fund and does not include the indirect costs of investing in other investment companies.

⁽⁴⁾ Kensington Asset Management, LLC (the “Adviser”) has contractually agreed to waive its management fee and pay Fund expenses to ensure that Total Annual Fund Operating Expenses (excluding AFFE, leverage/borrowing interest, interest expense, dividends paid on short sales, taxes, brokerage commissions, extraordinary expenses, and distribution (12b-1) fees and expenses) do not exceed 1.35% of the average net assets of the applicable share class. Fees waived and expenses paid by the Adviser may be recouped by the Adviser for a period of 36 months following the month during which such fee waiver and expense payment was made if such recoupment can be achieved without exceeding the expense limit in effect at the time the fee waiver and expense payment occurred and the expense limit in effect at the time of recoupment. The Operating Expense Limitation Agreement is indefinite in term and cannot be terminated through at least April 30, 2026. Thereafter, the agreement may be terminated at any time upon 60 days’ written notice by the Trust’s Board of Trustees (the “Board”) or the Adviser.

Example: This Example is intended to help you compare the cost of investing in the Fund with the cost of investing in other mutual funds. The Example assumes that you invest \$10,000 in the Fund for the time periods indicated and then redeem all your shares at the end of those periods. The Example also assumes that your investment has a 5% return each year and that the Fund’s operating expenses remain the same, taking into account the expense limitation in the first year only. Although your actual costs may be higher or lower, based upon these assumptions your costs would be:

Class	1 Year	3 Years	5 Years	10 Years
A	\$649	\$1,305	\$1,984	\$3,786
Institutional	\$158	\$713	\$1,295	\$2,875
C	\$358	\$1,114	\$1,984	\$4,226

You would pay the following expenses if you did not redeem your shares:

Class	1 Year	3 Years	5 Years	10 Years
C	\$258	\$1,114	\$1,984	\$4,226

Portfolio Turnover: The Fund pays transaction costs, such as commissions, when it buys and sells securities (or “turns over” its portfolio). A higher portfolio turnover may indicate higher transaction costs and may result in higher taxes when Fund shares are held in a taxable account. These costs, which are not reflected in annual fund operating expenses or in the Example, affect the Fund’s performance. During the most recent fiscal year ended December 31, 2024, the Fund’s portfolio turnover rate was 177% of its average portfolio value.

Principal Investment Strategies

The Fund is designed to provide the potential to participate in rising markets, but with a reduced risk of drawdown in declining markets (*i.e.*, the risk of a decline in investment value during a decline in the U.S. equity markets). The Adviser seeks to achieve the Fund’s investment objective by utilizing a proprietary trend-following process which seeks to benefit from longer-term trends in equity and fixed income markets. As part of this process, the Fund will gain exposure to these markets when the opportunity is deemed beneficial or invest in cash, cash equivalents, and U.S. Treasury securities when opportunities are deemed unfavorable. The size of the positions taken will relate to various factors, including the Adviser’s systematic assessment of a trend and its likelihood of continuing, as well as the Adviser’s estimate of the market’s risk. The Adviser generally expects that the Fund will have exposure in both equities and fixed income securities, but at any one time the Fund may emphasize one asset class or invest solely in cash, cash equivalents, and U.S. Treasuries when both equity and fixed income markets are deemed to be unfavorable.

The Adviser’s process is primarily centered around trend-following analysis, which evaluates multiple inputs to recognize and measure consistent and repeating behavioral patterns in the financial markets. The Adviser will evaluate daily inputs related to the prices of certain U.S. high-yield and long-term Treasury bond funds, U.S. equity market indices, and the number of NYSE-listed companies whose prices have increased and decreased each day to recommend allocations across asset classes. This process is intended to identify strength or weakness in particular asset classes based upon a convergence of factors which will help inform the Fund’s overall asset allocation. The Fund may have significant portfolio turnover from year to year.

The Adviser generally expects that the Fund’s portfolio will allocate roughly 50–70% of its exposure to equity securities and 30–50% of its exposure to fixed income instruments. Generally, when the Adviser determines that market conditions are favorable, the Adviser will increase exposure in equities and lower quality, higher-yielding fixed income securities. When the Adviser determines that market conditions are less favorable, the Adviser will increase exposure to better-quality fixed income securities and cash equivalents (*e.g.*, money market instruments). As a result, at times the Fund may invest substantially all of its assets in cash, cash equivalents, and U.S. Treasury securities, and at times the Fund may predominantly be exposed to equity securities.

The Fund primarily seeks to achieve its equity exposure by investing in one or more of the following investment types (1) other mutual funds and exchange-traded funds (“ETFs”) (“underlying funds”) that track the returns of a broad-based U.S. equity market index, (2) individual equity securities, and/or (3) equity index futures. The types of investments used to gain the Fund’s exposures to equity securities (*i.e.*, other mutual funds and ETFs, individual equity securities, futures, *etc.*), and the allocation to each, is determined by several factors related to each investment type when the investment is made, including but not limited to, capacity constraints, the expected duration of the trade, fees or commissions, and the quality of beta (*i.e.*, sensitivity to the securities markets) offered by the investment type. The use of futures contracts is just one option that the Fund may use and such use is determined in the same manner as the other investments. The Fund’s equity exposure may include companies of any market capitalization, and equity indices to which the Fund gains exposure may be based on certain factors, such as value- or growth-oriented companies. The specific equity securities in which the Fund invests or has exposure to is determined by the Adviser’s systematic investment approach, which takes into account several key elements, including but not limited to, the evaluation of relative value and prevailing trends between value and growth equities, along with the current and anticipated market environment. The Fund may also take short positions from time to time to hedge or offset existing long positions.

The Fund primarily seeks to achieve its fixed-income exposure by investing in one or more of the following investment types (1) underlying funds that invest in higher-yielding, income-producing securities, (2) individual bonds, including high-yield bonds, (3) credit default swaps and credit default index swaps, and options on such instruments, and/or (4) index futures and bond futures. The types of investments used to gain the Fund’s exposures to fixed-income securities (*i.e.*, other mutual funds and ETFs, individual bonds, derivatives, *etc.*), and the allocation to each, is determined by several factors related to each investment type when the investment is made, including but not limited to, capacity constraints, the expected duration of the trade, fees or commissions, and the quality of beta (*i.e.*, sensitivity to the securities markets) offered by the investment type. The use of derivative instruments is just one option that the Fund may use and such use is determined in the same manner as the other investments.

The fixed-income securities to which the Fund may have exposure, either directly or indirectly, include bills, notes, bonds, debentures, bank loans, loan participations, syndicated loan assignments and other evidence of indebtedness and are not restricted as to issuer credit quality, country, capitalization, security maturity, currency, or leverage. The specific fixed-income securities in which the Fund invests or has exposure to is determined by the Adviser's systematic investment approach, which takes into account several key elements, including but not limited to, the evaluation of relative value and trends across the spectrum of fixed-income opportunities, and the risks related to credit and duration for those opportunities in the current market environment. The Fund's portfolio will be exposed to high-yield securities, which are debt instruments rated lower than Baa3 by Moody's Investors Service, Inc. ("Moody's") or lower than BBB- by Standard and Poor's Rating Group ("S&P"), or, if unrated, determined by the Adviser, or underlying fund's adviser where applicable, to be of similar credit quality. High-yield securities are also known as "junk bonds". The Fund may have exposure to junk bonds that are in default, subject to bankruptcy or reorganization. The Fund may also take short positions from time to time to hedge or offset existing long positions.

In selecting underlying funds, the Adviser considers the performance, relative fees, management experience, and underlying portfolio composition and strategy of such underlying funds. The Fund is non-diversified, which means it may invest a high percentage of its assets in a limited number of securities. The Fund will typically limit its investment in a single underlying fund to one percent of such underlying fund's net assets, although the percentage of such underlying fund owned by the Fund may change over time as the value of such investment changes and the Fund's overall portfolio changes.

The Fund may lend its portfolio securities to brokers, dealers, and other financial organizations. These loans, if and when made, may not exceed 33 1/3% of the total asset value of the Fund (including the loan collateral). By lending its securities, the Fund may increase its income by receiving payments from the borrower.

Principal Investment Risks

As with all mutual funds, there is the risk that you could lose money through your investment in the Fund. The Fund is not intended to be a complete investment program. Many factors affect the Fund's Net Asset Value and performance. The following risks apply to the Fund directly and indirectly through the Fund's investment in underlying funds.

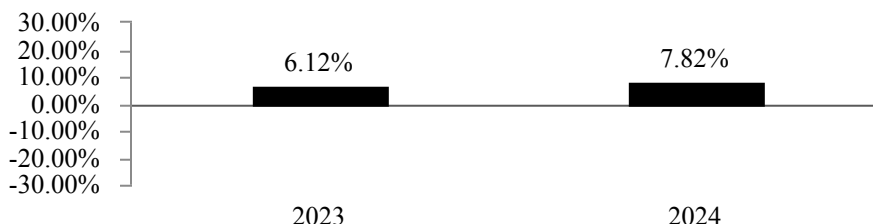
- *Management Risk:* The Adviser's strategies and judgments about the attractiveness, value, and potential appreciation of particular assets may prove to be incorrect and may not produce the desired results.
- *Equity Securities Risk:* The Fund may invest in or have exposure to equity securities. Equity securities may experience sudden, unpredictable drops in value or long periods of decline in value. This may occur because of factors that affect securities markets generally or factors affecting specific industries, sectors, geographic markets, or companies in which the Fund invests.
- *Fixed-Income Securities Risks:* The Fund may invest in or have exposure to fixed-income securities. Fixed-income securities are or may be subject to interest rate, credit, liquidity, prepayment and extension risks. Interest rates may go up resulting in a decrease in the value of fixed-income securities. Credit risk is the risk that an issuer will not make timely payments of principal and interest. There is also the risk that an issuer may "call," or repay, its high yielding bonds before their maturity dates. Fixed-income securities subject to prepayment can offer less potential for gains during a declining interest rate environment and similar or greater potential for loss in a rising interest rate environment. Limited trading opportunities for certain fixed-income securities may make it more difficult to sell or buy a security at a favorable price or time. Changes in market conditions and government policies may lead to periods of heightened volatility and reduced liquidity in the fixed-income securities market, and could result in an increase in redemptions. Interest rate changes and their impact on a fund and its share price can be sudden and unpredictable.
 - *Interest Rate Risk.* In times of rising interest rates, bond prices will decline. Generally, securities with longer maturities and funds with longer weighted average maturities carry greater interest rate risk. The Fund may be exposed to heightened interest rate risk as interest rates rise from historically low levels.
 - *Extension Risk.* In times of rising interest rates, prepayments will slow causing portfolio securities considered short or intermediate term to be long-term securities, which fluctuate more widely in response to changes in interest rates than shorter term securities.
 - *Liquidity Risk.* There may be no willing buyer of a fund's portfolio securities and such fund may have to sell those securities at a lower price or may not be able to sell the securities at all, each of which would have a negative effect on performance.

- *Prepayment Risk.* In times of declining interest rates, a fund's higher yielding securities may be prepaid and such fund may have to replace them with securities having a lower yield.
- *Duration Risk.* The Fund can invest in securities of any maturity or duration. Holding long duration and long maturity investments will magnify certain risks, including interest rate risk and credit risk.
- *High-Yield Bond Risk:* Lower-quality fixed income securities, known as "high-yield" or "junk" bonds, present greater risk than bonds of higher quality, including an increased risk of default. These securities are considered speculative. Defaulted securities or those subject to a reorganization proceeding may become worthless and are illiquid.
- *Foreign Investment Risk:* Foreign investments may be riskier than U.S. investments for many reasons, such as changes in currency exchange rates and unstable political, social, and economic conditions.
- *Loans Risk:* The market for loans, including bank loans, loan participations, and syndicated loan assignments may not be highly liquid, and the holder may have difficulty selling them. These investments expose the Fund to the credit risk of both the financial institution and the underlying borrower. Bank loans settle on a delayed basis, which can be greater than seven days, potentially leading to the sale proceeds of such loans not being available for a substantial period of time after the sale of the bank loans.
- *Market Risk:* Overall investment market risks affect the value of the Fund. Factors such as economic growth and market conditions, interest rate levels, and political events affect U.S. and international investment markets. Additionally, unexpected local, regional or global events, such as war; acts of terrorism; financial, political or social disruptions; natural, environmental or man-made disasters; the spread of infectious illnesses or other public health issues (such as the global pandemic coronavirus disease 2020 (COVID-19)); and recessions and depressions could have a significant impact on the Fund and its investments and may impair market liquidity. Such events can cause investor fear, which can adversely affect the economies of nations, regions and the market in general, in ways that cannot necessarily be foreseen.
- *Underlying Funds Risk:* Investments in underlying funds involve duplication of investment advisory fees and certain other expenses. Each underlying fund is subject to specific risks, depending on the nature of its investment strategy. The manager of an underlying fund may not be successful in implementing its strategy. ETF shares may trade at a market price that may be lower (a discount) or higher (a premium) than the ETF's net asset value. ETFs are also subject to brokerage and/or other trading costs, which could result in greater expenses to the Fund. Because the value of ETF shares depends on the demand in the market, the Adviser may not be able to liquidate the Fund's holdings at the most optimal time, adversely affecting performance.
- *Derivatives Risk:* In general, a derivative instrument typically involves leverage, *i.e.*, it provides exposure to potential gain or loss from a change in the level of the market price of the underlying security (or a basket or index) in a notional amount that exceeds the amount of cash or assets required to establish or maintain the derivative instrument. Adverse changes in the value or level of the underlying asset or index, which the Fund may not directly own, can result in a loss to the Fund substantially greater than the amount invested in the derivative itself. The use of derivative instruments also exposes the Fund to additional risks and transaction costs. A risk of the Fund's use of derivatives is that the fluctuations in their values may not correlate perfectly with the overall securities markets.
 - *Futures Contract Risk:* The successful use of futures contracts draws upon the Adviser's skill and experience with respect to such instruments and is subject to special risk considerations. The primary risks associated with the use of futures contracts, which may adversely affect the Fund's NAV and total return, are (a) the imperfect correlation between the change in market value of the instruments held by the Fund and the price of the futures contract; (b) possible lack of a liquid secondary market for a futures contract and the resulting inability to close a futures contract when desired; (c) losses caused by unanticipated market movements, which are potentially unlimited; (d) the Adviser's inability to predict correctly the direction of securities prices, interest rates, currency exchange rates and other economic factors; (e) the possibility that the counterparty will default in the performance of its obligations; and (f) if the Fund has insufficient cash, it may have to sell securities from its portfolio to meet daily variation margin requirements, and the Fund may have to sell securities at a time when it may be disadvantageous to do so.
 - *Credit Default Swap Agreements Risk:* The Fund may enter into credit default index swap agreements or credit default swap agreements as a "buyer" or "seller" of credit protection. Credit default index swap agreements and credit default swap agreements involve special risks because they may be difficult to value, are highly susceptible to liquidity and credit risk, and generally pay a return to the party that has paid the premium only in the event of an actual default by the issuer of the underlying obligation (as opposed to a credit downgrade or other indication of financial difficulty).

- *Options Risk:* An option is an agreement that, for a premium payment or fee, gives the option holder (the purchaser) the right but not the obligation to buy (a “call option”) or sell (a “put option”) the underlying asset (or settle for cash an amount based on an underlying asset, rate, or index) at a specified price (the “exercise price”) during a period of time or on a specified date. Investments in options are considered speculative. When the Fund purchases an option, it may lose the premium paid for it if the price of the underlying security or other assets decreased or remained the same (in the case of a call option) or increased or remained the same (in the case of a put option). If a put or call option purchased by the Fund were permitted to expire without being sold or exercised, its premium would represent a loss to the Fund.
- *Short Sale Risk:* The Fund may take a short position in a derivative instrument, such as a futures contract. A short position on a derivative instrument involves the risk of a theoretically unlimited increase in the value of the underlying instrument which could cause the Fund to suffer a (potentially unlimited) loss. Short sales also involve transaction and financing costs that will reduce potential Fund gains and increase potential Fund losses.
- *Leverage Risk:* As part of the Fund’s principal investment strategy, the Fund may make investments in derivative instruments. These derivative instruments provide the economic effect of financial leverage by creating additional investment exposure to the underlying asset, as well as the potential for greater loss. If the Fund uses leverage through activities such as entering into derivative instruments, the Fund has the risk that losses may exceed the net assets of the Fund. The net asset value of the Fund while employing leverage will be more volatile and sensitive to market movements.
- *Non-Diversification Risk:* As a non-diversified fund, the Fund may invest more than 5% of its total assets in the securities of one or more issuers. The Fund also invests in underlying funds that are non-diversified. The Fund’s performance may be more sensitive to any single economic, business, political or regulatory occurrence than the value of shares of a diversified investment company.
- *Small- and Mid-Capitalization Companies Risk:* Investing in or having exposure to the securities of small-capitalization and mid-capitalization companies involves greater risks and the possibility of greater price volatility than investing in larger capitalization and more-established companies. Investments in mid-cap companies involve less risk than investing in small-cap companies. Smaller companies may have limited operating history, product lines, and financial resources, and the securities of these companies may lack sufficient market liquidity. Mid-cap companies often have narrower markets and more limited managerial and financial resources than larger, more established companies.
- *Turnover Risk:* A higher portfolio turnover may result in higher transactional and brokerage costs. The Fund’s portfolio turnover rate may be significantly above 100% annually.
- *Securities Lending Risk.* There are certain risks associated with securities lending, including the risk that the borrower may fail to return the securities on a timely basis or even the loss of rights in the collateral deposited by the borrower, if the borrower should fail financially. As a result, the Fund may lose money. The Fund could also lose money in the event of a decline in the value of collateral provided for loaned securities or a decline in the value of any investments made with cash collateral. These events could also trigger adverse tax consequences for the Fund.
- *U.S. Government Securities Risk:* The Fund may invest directly or indirectly in obligations issued by agencies and instrumentalities of the U.S. government. The U.S. government may choose not to provide financial support to U.S. government sponsored agencies or instrumentalities if it is not legally obligated to do so, in which case, if the issuer defaulted, the Fund might not be able to recover its investment.
- *Models and Data Risk:* The Fund’s investment exposure is heavily dependent on proprietary quantitative models as well as information and data supplied by third parties (“Models and Data”). When Models and Data prove to be incorrect or incomplete, any decisions made in reliance thereon may lead to securities being included in or excluded from the Fund’s portfolio that would have been excluded or included had the Models and Data been correct and complete. Some of the models used by the Fund are predictive in nature. The use of predictive models has inherent risks. For example, such models may incorrectly forecast future behavior, leading to potential losses. In addition, in unforeseen or certain low-probability scenarios (often involving a market disruption of some kind), such models may produce unexpected results, which can result in losses for the Fund.

Performance: The bar chart and performance table below show the variability of the Fund's returns, which is some indication of the risks of investing in the Fund. The bar chart shows performance of the Fund's Institutional Class shares for each full calendar year since the Fund's inception. The performance table compares the performance of each of the Fund's share classes over time to the performance of the Fund's benchmark index. You should be aware that the Fund's past performance (before and after taxes) may not be an indication of how the Fund will perform in the future. Class A and Class C shares have similar annual returns to Institutional Class shares because the classes are invested in the same portfolio of securities, however, the returns for Class A and Class C shares are lower than Institutional Class shares because Class A and Class C shares have higher expenses and Class A shares are subject to a load. Shareholder reports containing financial and performance information for the Fund will be made available to shareholders semi-annually. Updated performance information and daily NAV per share is available at no cost by calling toll-free 866-303-8623.

**Institutional Class Performance Bar Chart
For Calendar Years Ended December 31**



Best Quarter	Q4 2023	7.53%
Worst Quarter	Q3 2023	-1.37%

**Performance Table
Average Annual Total Returns
(For periods ended December 31, 2024)**

	One Year	Since Inception (March 23, 2022)
Institutional Class Shares Return before taxes	7.82%	2.16%
Institutional Class Shares Return after taxes on distributions ⁽¹⁾	6.86%	1.43%
Institutional Class Shares Return after taxes on distributions and sale of Fund Shares ⁽¹⁾	4.73%	1.35%
Class A Shares Return before taxes (with load)	2.30%	0.09%
Class C Shares Return before taxes	5.39%	1.02%
Morningstar US Conservative Target Allocation NR ⁽²⁾ (reflects no deduction for fees, expenses, or taxes)	6.55%	2.83%
50% S&P500/50% Bloomberg Capital Aggregate Bond (reflects no deduction for fees, expenses, or taxes)	12.65%	5.92%

- (1) After-tax returns are calculated using the historical highest individual federal marginal income tax rates and do not reflect the impact of state and local taxes. The "Return After Taxes on Distributions and Sale of Fund Shares" may be higher than other return figures when a capital loss occurs upon redemption of Fund shares and provides an assumed tax benefit for the investor. Actual after-tax returns depend on an investor's tax situation and may differ from those shown, and after-tax returns shown are not relevant to investors who hold their Fund shares through tax-deferred arrangements, such as 401(k) plans or individual retirement accounts. After tax returns are only shown for Institutional Class Shares. After tax returns for other classes of shares will vary.
- (2) The Morningstar US Conservative Target Allocation Index is an index family which offers a diversified mix of stocks and bonds and seeks 22.5% exposure to global equity markets.

Investment Adviser: Kensington Asset Management, LLC

Portfolio Managers:

Bruce P. DeLaurentis

Bruce P. DeLaurentis is Founder, Lead Portfolio Manager and Chairman of the Investment Committee for Kensington Asset Management. He has served the Fund since inception in 2022.

Patrick Sommerstad

Patrick Sommerstad serves as Portfolio Manager and Investment Committee Member for Kensington Asset Management. He has served the Fund since inception in 2022.

Jason Sim

Jason Sim serves as Portfolio Manager and Investment Committee Member for Kensington Asset Management. He has served the Fund since inception in 2022.

Jordan Flebotte

Jordan Flebotte serves as Portfolio Manager and Investment Committee Member for Kensington Asset Management. He has served the Fund since inception in 2022.

Purchase and Sale of Fund Shares: The investment minimums for the Fund are:

Class	Initial Investment		Subsequent Investment	
	Regular Account	Retirement Account	Regular Account	Retirement Account
A	\$1,000	\$1,000	\$250	\$100
Institutional	\$25,000	\$25,000	\$250	\$100
C	\$1,000	\$1,000	\$250	\$100

The Fund or Adviser may waive any investment minimum. You may purchase and redeem shares of the Fund on any day that the New York Stock Exchange (“NYSE”) is open. Redemption requests may be made in writing, by telephone, or through a financial intermediary and will be paid by ACH, check or wire transfer. Purchase and redemption requests must be received by the Fund (or an authorized broker or agent, or its authorized designee) before the close of regular trading on the NYSE (normally 4:00 p.m., Eastern Time) to assure ample time to transmit to the Fund prior to NAV pricing.

Tax Information: Dividends and capital gain distributions you receive from the Fund, whether you reinvest your distributions in additional Fund shares or receive them in cash, are taxable to you at either ordinary income or capital gains tax rates unless you are investing through a tax-deferred plan such as an IRA or 401(k) Plan. However, these dividend and capital gain distributions may be taxable upon their eventual withdrawal from tax-deferred plans.

Payments to Broker-Dealers and Other Financial Intermediaries: If you purchase the Fund through a broker-dealer or other financial intermediary (such as a bank), the Fund and its related companies may pay the intermediary for the sale of Fund shares and related services. These payments may create a conflict of interest by influencing the broker-dealer or other intermediary and your salesperson to recommend the Fund over another investment. Ask your salesperson or visit your financial intermediary’s website for more information.

KENSINGTON DEFENDER FUND

Investment Objective: The Kensington Defender Fund (the “Fund”) seeks capital preservation and total return. Total return consists of capital appreciation and income.

Fees and Expenses of the Fund: This table describes the fees and expenses that you may pay if you buy, hold, and sell shares of the Fund. **You may pay other fees, such as brokerage commissions and other fees to financial intermediaries, which are not reflected in the table and Examples below.**

Shareholder Fees (fees paid directly from your investment)		Institutional Class
Maximum Sales Charge (Load) Imposed on Purchases (as a % of offering price)		None
Maximum Deferred Sales Charge (Load) (as a % of original purchase price)		None
Annual Fund Operating Expenses (expenses that you pay each year as a percentage of the value of your investment)		Institutional Class
Management Fees		1.25%
Distribution and/or Service (12b-1) Fees		None
Other Expenses		0.35%
Acquired Fund Fees and Expenses ⁽¹⁾		0.55%
Total Annual Fund Operating Expenses		2.15%
Fee Waiver/Reimbursement or Recoupment ⁽²⁾		-0.11%
Total Annual Fund Operating Expenses After Fee Waiver/Reimbursement or Recoupment		2.04%

(1) Acquired Fund Fees and Expenses (“AFFE”) are indirect costs of investing in other investment companies. The operating expenses in this fee table will not correlate to the expense ratio in the Fund’s financial highlights, when issued, because the financial statements include only the direct operating expenses incurred by the Fund and does not include the indirect costs of investing in other investment companies.

(2) Kensington Asset Management, LLC (the “Adviser”) has contractually agreed to waive its management fee and pay Fund expenses to ensure that Total Annual Fund Operating Expenses (excluding AFFE, leverage/borrowing interest, interest expense, dividends paid on short sales, taxes, brokerage commissions, extraordinary expenses, and distribution (12b-1) fees and expenses) do not exceed 1.49% of the average net assets of the Fund. Fees waived and expenses paid by the Adviser may be recouped by the Adviser for a period of 36 months following the month during which such fee waiver and expense payment was made if such recoupment can be achieved without exceeding the expense limit in effect at the time the fee waiver and expense payment occurred and the expense limit in effect at the time of recoupment. The Operating Expense Limitation Agreement is indefinite in term and cannot be terminated through at least April 30, 2026. Thereafter, the agreement may be terminated at any time upon 60 days’ written notice by the Trust’s Board of Trustees (the “Board”) or the Adviser.

Example: This Example is intended to help you compare the cost of investing in the Fund with the cost of investing in other mutual funds. The Example assumes that you invest \$10,000 in the Fund for the time periods indicated and then redeem all your shares at the end of those periods. The Example also assumes that your investment has a 5% return each year and that the Fund’s operating expenses remain the same, taking into account the fee waiver for year one. Although your actual costs may be higher or lower, based upon these assumptions your costs would be:

	1 Year	3 Years	5 Years	10 Years
Institutional Class	\$207	\$662	\$1,144	\$2,474

Portfolio Turnover: The Fund pays transaction costs, such as commissions, when it buys and sells securities (or “turns over” its portfolio). A higher portfolio turnover may indicate higher transaction costs and may result in higher taxes when Fund shares are held in a taxable account. These costs, which are not reflected in annual fund operating expenses or in the Example, affect the Fund’s performance. During the most recent fiscal year ended December 31, 2024, the Fund’s portfolio turnover rate was 353% of its average portfolio value.

Principal Investment Strategies

The Fund is designed to provide the potential to participate in rising markets, but with a reduced risk of drawdown in declining markets (*i.e.*, the risk of a decline in investment value during a decline in the U.S. equity markets), through a portfolio that has exposure to different strategies, asset classes and individual investments. The Fund will seek to utilize varying investment strategies, including (i) Liquid Strategies, LLC’s (the “Sub-Adviser”) Defender Model (the “Defender Model”), (ii) an options overlay strategy to generate income, and (iii) a managed futures strategy or diversified opportunities intended to provide exposures with reduced

correlation to the other strategies. The universe of asset classes in which the Fund may invest includes, but is not limited to, equities (both developed and emerging markets), bonds (including high-yield or “junk” bonds), commodities, currencies and real estate. The Fund is actively managed and the Fund’s exposures to different strategies, asset classes and individual investments will vary based on the Adviser’s or Sub-Adviser’s ongoing evaluation of investment opportunities, and the Fund may not always have exposure to all of the strategies and asset classes described herein.

The universe of investment types the Fund may use to obtain exposure to these various asset classes includes, but is not limited to, individual securities (such as stocks and bonds), derivative instruments (including, but not limited to, swaps, written and purchased options, and futures contracts), other investment companies (*i.e.*, underlying funds), including mutual funds and exchange-traded funds (“ETFs”), and real estate investment trusts (“REITs”). The Fund may either invest directly in its investments or indirectly by investing in a wholly owned subsidiary of the Fund organized under the laws of the Cayman Islands (the “Subsidiary”) which invests in the investments. The Fund is non-diversified, which means it may invest a high percentage of its assets in a limited number of investments. Individual investments are determined in accordance with the particular strategy or strategies being implemented at a particular time, each as discussed below.

Defender Model

The Sub-Adviser’s Defender Model (the “Model”) utilizes a tactical investment strategy that combines a momentum approach with a disciplined capital preservation routine. The model quantitatively evaluates market conditions and periodically signals a rebalance of the portfolio to account for multi-asset market movement as compared to a traditional equity and bond portfolio that retains static allocations. Asset class exposures through the model may include equities, bonds, commodities and real estate.

The Model is proactive in that it seeks to predict future performance using data from the past several quarters. The Model emphasizes longer-term trends over shorter-term ones, with a goal of reducing the probability of false signals. While intra-month hedging may be implemented to account for signal changes occurring between the monthly rebalances, there is always the risk that the Model will not accurately predict future performance or will be late to capturing successfully predicted performance. In addition, the portfolio managers have discretion to deviate from the Model during extreme events to prioritize risk reduction for shareholders, and such discretion when implemented could lead to the Fund underperforming the Model over certain periods.

Data inputs evaluated by the Model include publicly available price information across the various asset classes. The evaluation of these data inputs is pursuant to the key elements of the model’s strategy, which are as follows:

- *Investment Momentum* - Momentum strategies favor investments that have performed relatively well over those that have underperformed for various time periods, seeking to capture the tendency for asset prices to keep moving in the same direction. The Model seeks to identify investments with recent positive momentum.
- *Protection Momentum* - When investment momentum trends shift, the Model seeks to identify the change and signal that the portfolio adapt accordingly. In addition, when turmoil hits the capital markets, risky assets tend to become highly correlated and decline in tandem. The Model seeks to assess the risk of a market crisis by measuring multi-market breadth (*i.e.*, the strength or weakness of movement in major market indices) and the relative number of down-trending risky assets. The more assets in distress, the more the Model will signal a shift of the portfolio to less risky assets.
- *Optional Portfolio Hedges* - In an attempt to limit portfolio turnover, the Fund’s portfolio is generally rebalanced not more than once per month. When the Fund’s portfolio has exposure intra-month to an asset class that would otherwise be removed from the portfolio or reduced in size as a result of the model’s momentum assessment, the Adviser or Sub-Adviser may hedge some or all of the exposure to that asset class until the next rebalance occurs. This hedging may be done through the use of index futures, options or ETFs. Even with this hedging sub-strategy, the Fund is expected to have high annual portfolio turnover.

Options Overlay

The options overlay component of the Fund’s strategy attempts to generate additional income or return typically by selling (*i.e.*, writing) call and put options in exchange for a premium, or payment, from the option buyer. This portion of the strategy will typically result in a put spread, where the Adviser or Sub-Adviser will seek to sell an equity index put option with a one to two week expiration and pair that with a simultaneous purchase of a similar option (*i.e.*, same equity index with the same or varying expiration) at a lower strike price.

Managed Futures or Diversified Opportunities Strategy

The Fund may also invest in a total return swap (“TRS”), private fund, or commodity pool operator to gain exposure to the Diversified Opportunity Strategy (the “Strategy”) which is a model portfolio managed by a third-party manager. The Strategy seeks capital appreciation by gaining long and short macro exposures (*i.e.*, exposures to individual asset classes rather than individual companies) to investments in bond, currency, equity, real estate, and commodity markets. The Strategy utilizes quantitative

strategies to determine its allocations to the various asset classes, including, but not limited to, momentum signals (identifying investments with positive and negative relative performance and investing long and short accordingly) and trend signals (identifying investments with positive and negative price trends and investing long and short accordingly). While the Strategy provides exposure to similar asset classes as the Model, also using momentum as part of the strategy, it may provide broader exposure in certain asset classes as well as additional asset classes. For example, the Strategy may include exposure to a broader set of commodity types. In addition, the Strategy may also provide exposure to the currency asset class as well as market volatility through exposure to volatility index options. Volatility index options can be used to hedge against, or benefit from, market volatility. This broader exposure is intended to result in reduced correlation between the Strategy and other strategies, though there is no guarantee the strategies will be uncorrelated, including in a scenario where they are each underperforming. When the Fund takes a short position, it will benefit from a decrease in the price of the investment underlying the short position. If the position underlying the short position were to increase in price, the Fund's short position would decrease in value.

The Fund intends to make investments through the Subsidiary and may invest up to 25% of its total assets in the Subsidiary. The Subsidiary is a wholly-owned and controlled subsidiary of the Fund, organized under the laws of the Cayman Islands. Generally, the Subsidiary will invest primarily in commodity-linked derivative instruments or private funds that invest in the same commodity-linked derivative instruments. The Fund will invest in the Subsidiary in order to gain exposure to the commodities markets within the limitations of the federal tax laws, rules and regulations that apply to registered investment companies. Unlike the Fund, the Subsidiary may invest without limitation in commodity-linked derivatives. In addition, the Fund and the Subsidiary will be subject to the same fundamental investment restrictions on a consolidated basis and, to the extent applicable to the investment activities of the Subsidiary, the Subsidiary will follow the same compliance policies and procedures as the Fund, including policies related to affiliated transactions and custody of assets. Unlike the Fund, the Subsidiary will not seek to qualify as a regulated investment company under Subchapter M of the Internal Revenue Code (the "Code"). The Fund is the sole shareholder of the Subsidiary and does not expect shares of the Subsidiary to be offered or sold to other investors. The Fund does not intend to create or acquire primary control of any entity that primarily engages in investment activities in securities or other assets, other than entities wholly-owned by the Fund.

The Adviser generally expects that the Fund will have exposure across multiple asset classes, but at any one time the Fund may emphasize one asset class or invest solely in cash or cash equivalents, depending on market conditions. The Fund may have exposure to equity securities of companies of any size, including small- and medium-capitalization sized companies. The Fund is expected to have portfolio turnover in excess of 100% on an annual basis.

The Fund may lend its portfolio securities to brokers, dealers, and other financial organizations. These loans, if and when made, may not exceed 33 1/3% of the total asset value of the Fund (including the loan collateral). By lending its securities, the Fund may increase its income by receiving payments from the borrower."

Principal Investment Risks

As with all mutual funds, there is the risk that you could lose money through your investment in the Fund. The Fund is not intended to be a complete investment program. Many factors affect the Fund's Net Asset Value and performance. The following risks apply to the Fund directly and indirectly through the Fund's investment in underlying funds.

- *Management Risk:* The Adviser's and/or Sub-Adviser' strategies and judgments about the attractiveness, value, and potential appreciation of particular assets may prove to be incorrect and may not produce the desired results.
- *Equity Securities Risk:* The Fund may invest in or have exposure to equity securities. Equity securities may experience sudden, unpredictable drops in value or long periods of decline in value. This may occur because of factors that affect securities markets generally or factors affecting specific industries, sectors, geographic markets, or companies in which the Fund invests.
- *Fixed-Income Securities Risks:* The Fund may invest in or have exposure to fixed-income securities. Fixed-income securities are or may be subject to interest rate, credit, liquidity, prepayment and extension risks. Interest rates may go up resulting in a decrease in the value of fixed-income securities. Credit risk is the risk that an issuer will not make timely payments of principal and interest. There is also the risk that an issuer may "call," or repay, its high yielding bonds before their maturity dates. Fixed-income securities subject to prepayment can offer less potential for gains during a declining interest rate environment and similar or greater potential for loss in a rising interest rate environment. Limited trading opportunities for certain fixed-income securities may make it more difficult to sell or buy a security at a favorable price or time. Changes in market conditions and government policies may lead to periods of heightened volatility and reduced liquidity in the fixed-income securities market, and could result in an increase in redemptions. Interest rate changes and their impact on a fund and its share price can be sudden and unpredictable.
 - *Interest Rate Risk.* In times of rising interest rates, bond prices will decline. Generally, securities with longer maturities and funds with longer weighted average maturities carry greater interest rate risk. The Fund may be exposed to heightened interest rate risk as interest rates rise from historically low levels.

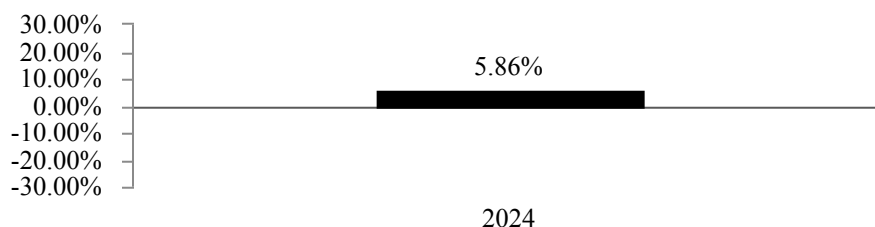
- *Extension Risk.* In times of rising interest rates, prepayments will slow causing portfolio securities considered short or intermediate term to be long-term securities, which fluctuate more widely in response to changes in interest rates than shorter term securities.
- *Liquidity Risk.* There may be no willing buyer of a fund's portfolio securities and such fund may have to sell those securities at a lower price or may not be able to sell the securities at all, each of which would have a negative effect on performance.
- *Prepayment Risk.* In times of declining interest rates, a fund's higher yielding securities may be prepaid and such fund may have to replace them with securities having a lower yield.
- *Duration Risk.* The Fund can invest in securities of any maturity or duration. Holding long duration and long maturity investments will magnify certain risks, including interest rate risk and credit risk.
- *High-Yield Bond Risk:* Lower-quality fixed income securities, known as "high-yield" or "junk" bonds, present greater risk than bonds of higher quality, including an increased risk of default. These securities are considered speculative. Defaulted securities or those subject to a reorganization proceeding may become worthless and are illiquid.
- *Foreign Investment Risk:* Foreign investments may be riskier than U.S. investments for many reasons, such as changes in currency exchange rates and unstable political, social, and economic conditions.
- *Market Risk:* Overall investment market risks affect the value of the Fund. Factors such as economic growth and market conditions, interest rate levels, and political events affect U.S. and international investment markets. Additionally, unexpected local, regional or global events, such as war; acts of terrorism; financial, political or social disruptions; natural, environmental or man-made disasters; the spread of infectious illnesses or other public health issues (such as the global pandemic coronavirus disease 2020 (COVID-19)); and recessions and depressions could have a significant impact on the Fund and its investments and may impair market liquidity. Such events can cause investor fear, which can adversely affect the economies of nations, regions and the market in general, in ways that cannot necessarily be foreseen.
- *Emerging Market Risk:* The Fund intends to have exposure to emerging markets. Emerging markets are riskier than more developed markets because they tend to develop unevenly and may never fully develop. Investments in emerging markets may be considered speculative.
- *Real Estate and REITs Risk:* REITs are companies that invest in real estate or interests therein. Investments in real estate securities are subject to risks inherent in the real estate market, including risks related to possible declines in the value of and demand for real estate, which may cause the value of the Fund to decline. Share prices of REITs may decline because of adverse developments affecting the residential and commercial real estate industry, residential and commercial property values, including supply and demand for residential and commercial properties, the credit performance of residential and commercial mortgages, the economic health of the country or of different regions, and interest rates. In particular, the commercial real estate segment of the real estate market has been under pressure in recent years due various factors, including the COVID pandemic, rising interest rates and the trend of more employees working from home. There is no way to predict how long this trend will continue, and investments tied to commercial real estate, as well as residential real estate, could see significant declines moving forward.
- *Commodities Risk:* Exposure to the commodities markets may subject the Fund to greater volatility than investments in traditional securities. The value of commodity-linked derivative investments may be affected by changes in overall market movements, commodity index volatility, changes in interest rates, or factors affecting a particular industry or commodity, such as drought, floods, weather, embargoes, tariffs and international economic, political and regulatory developments.
- *Currency Risk:* Currency risk is the risk that changes in currency exchange rates will negatively affect securities denominated in, and/or receiving revenues in, foreign currencies. The liquidity and trading value of foreign currencies could be affected by global economic factors, such as inflation, interest rate levels, and trade balances among countries, as well as the actions of sovereign governments and central banks. Adverse changes in currency exchange rates (relative to the U.S. dollar) may erode or reverse any potential gains from the Fund's investments in securities denominated in a foreign currency or may widen existing losses.
- *Tax Risk:* In order for the Fund to qualify as a regulated investment company under Subchapter M of the Code, the Fund must derive at least 90 percent of its gross income each taxable year from qualifying income. Income from certain commodity-linked derivative instruments in which the Fund invests is not considered qualifying income. The Fund will therefore restrict its income from direct investments in commodity-linked derivative instruments that do not generate qualifying income, such as commodity futures, to a maximum of 10 percent of its gross income. The Fund's investment in the Subsidiary is expected to provide the Fund with exposure to the commodities markets within the limitations of the federal tax requirements of Subchapter M. Changes in the laws of the United States and/or the Cayman Islands could result in the inability of the Fund and/or the Subsidiary to operate as described in this prospectus and the SAI and could adversely affect the Fund.

- *Subsidiary Risk:* The Subsidiary is not registered under the Investment Company Act of 1940 (the “1940 Act”), and, unless otherwise noted in this prospectus, is not subject to all the investor protections of the 1940 Act. However, the Fund wholly owns and controls the Subsidiary, and the Fund and the Subsidiary are both managed by the Adviser, making it unlikely that the Subsidiary will take action contrary to the interests of the Fund and its shareholders. Changes in the laws of the United States and/or the Cayman Islands could result in the inability of the Fund and/or the Subsidiary to operate as described in this prospectus and could adversely affect the Fund.
- *Underlying Funds Risk:* Investments in underlying funds involve duplication of investment advisory fees and certain other expenses. Each underlying fund is subject to specific risks, depending on the nature of its investment strategy. The manager of an underlying fund may not be successful in implementing its strategy. ETF shares may trade at a market price that may be lower (a discount) or higher (a premium) than the ETF’s net asset value. ETFs are also subject to brokerage and/or other trading costs, which could result in greater expenses to the Fund. Because the value of ETF shares depends on the demand in the market, the Adviser or Sub-Adviser may not be able to liquidate the Fund’s holdings at the most optimal time, adversely affecting performance.
- *Derivatives Risk:* In general, a derivative instrument typically involves leverage, i.e., it provides exposure to potential gain or loss from a change in the level of the market price of the underlying security (or a basket or index) in a notional amount that exceeds the amount of cash or assets required to establish or maintain the derivative instrument. Adverse changes in the value or level of the underlying asset or index, which the Fund may not directly own, can result in a loss to the Fund substantially greater than the amount invested in the derivative itself. The use of derivative instruments also exposes the Fund to additional risks and transaction costs. A risk of the Fund’s use of derivatives is that the fluctuations in their values may not correlate perfectly with the overall securities markets.
 - *Futures Contract Risk:* The successful use of futures contracts draws upon the Adviser’s or Sub-Adviser’s skill and experience with respect to such instruments and is subject to special risk considerations. The primary risks associated with the use of futures contracts, which may adversely affect the Fund’s NAV and total return, are (a) the imperfect correlation between the change in market value of the instruments held by the Fund and the price of the futures contract; (b) possible lack of a liquid secondary market for a futures contract and the resulting inability to close a futures contract when desired; (c) losses caused by unanticipated market movements, which are potentially unlimited; (d) the Adviser’s or Sub-Adviser’s inability to predict correctly the direction of securities prices, interest rates, currency exchange rates and other economic factors; (e) the possibility that the counterparty will default in the performance of its obligations; and (f) if the Fund has insufficient cash, it may have to sell securities from its portfolio to meet daily variation margin requirements, and the Fund may have to sell securities at a time when it may be disadvantageous to do so.
 - *Swap Agreements Risk:* Swap agreements involve the risk that the party with whom the Fund has entered into the swap will default on its obligation to pay the Fund. Additionally, certain unexpected market events or significant adverse market movements could result in the Fund not holding enough assets to be able to meet its obligations under the agreement. Such occurrences may negatively impact the Fund’s ability to implement its principal investment strategies and could result in losses to the Fund.
 - *Options Risk:* An option is an agreement that, for a premium payment or fee, gives the option holder (the purchaser) the right but not the obligation to buy (a “call option”) or sell (a “put option”) the underlying asset (or settle for cash an amount based on an underlying asset, rate, or index) at a specified price (the “exercise price”) during a period of time or on a specified date. Investments in options are considered speculative. When the Fund purchases an option, it may lose the premium paid for it if the price of the underlying security or other assets decreased or remained the same (in the case of a call option) or increased or remained the same (in the case of a put option). If a put or call option purchased by the Fund were permitted to expire without being sold or exercised, its premium would represent a loss to the Fund. By writing put options, the Fund takes on the risk of declines in the value of the underlying instrument, including the possibility of a loss up to the entire exercise price of each option it sells but without the corresponding opportunity to benefit from potential increases in the value of the underlying instrument. By writing a call option, the Fund may be obligated to deliver instruments underlying an option at less than the market price. In the case of an uncovered call option, there is a risk of unlimited loss.
- *Counterparty Risk:* The Fund may enter derivative contracts that will be privately negotiated in the over-the-counter market. These contracts also involve exposure to credit risk with respect to the counterparty, since contract performance depends in part on the financial condition of the counterparty.
- *Short Sale Risk:* The Fund may take a short position in a derivative instrument, such as a futures contract. A short position on a derivative instrument involves the risk of a theoretically unlimited increase in the value of the underlying instrument which could cause the Fund to suffer a (potentially unlimited) loss. Short sales also involve transaction and financing costs that will reduce potential Fund gains and increase potential Fund losses.

- *Leverage Risk:* As part of the Fund's principal investment strategy, the Fund may make investments in derivative instruments. These derivative instruments provide the economic effect of financial leverage by creating additional investment exposure to the underlying asset, as well as the potential for greater loss. If the Fund uses leverage through activities such as entering into derivative instruments, the Fund has the risk that losses may exceed the net assets of the Fund. The net asset value of the Fund while employing leverage will be more volatile and sensitive to market movements.
- *Limited History of Operations Risk:* The Fund has a limited history of operations for investors to evaluate. The Fund may fail to attract sufficient assets to operate efficiently.
- *Non-Diversification Risk:* As a non-diversified fund, the Fund may invest more than 5% of its total assets in the securities of one or more issuers. The Fund also invests in underlying funds that are non-diversified. The Fund's performance may be more sensitive to any single economic, business, political or regulatory occurrence than the value of shares of a diversified investment company.
- *Small- and Mid-Capitalization Companies Risk:* Investing in or having exposure to the securities of small-capitalization and mid-capitalization companies involves greater risks and the possibility of greater price volatility than investing in larger capitalization and more-established companies. Investments in mid-cap companies involve less risk than investing in small-cap companies. Smaller companies may have limited operating history, product lines, and financial resources, and the securities of these companies may lack sufficient market liquidity. Mid-cap companies often have narrower markets and more limited managerial and financial resources than larger, more established companies.
- *Turnover Risk:* A higher portfolio turnover may result in higher transactional and brokerage costs. The Fund's portfolio turnover rate is expected to be above 100% annually.
- *Securities Lending Risk:* There are certain risks associated with securities lending, including the risk that the borrower may fail to return the securities on a timely basis or even the loss of rights in the collateral deposited by the borrower, if the borrower should fail financially. As a result, the Fund may lose money. The Fund could also lose money in the event of a decline in the value of collateral provided for loaned securities or a decline in the value of any investments made with cash collateral. These events could also trigger adverse tax consequences for the Fund.
- *U.S. Government Securities Risk:* The Fund may invest directly or indirectly in obligations issued by agencies and instrumentalities of the U.S. government. The U.S. government may choose not to provide financial support to U.S. government sponsored agencies or instrumentalities if it is not legally obligated to do so, in which case, if the issuer defaulted, the Fund might not be able to recover its investment.
- *Models and Data Risk:* The Fund's investment exposure is heavily dependent on proprietary quantitative models as well as information and data supplied by third parties ("Models and Data"). When Models and Data prove to be incorrect or incomplete, any decisions made in reliance thereon may lead to securities being included in or excluded from the Fund's portfolio that would have been excluded or included had the Models and Data been correct and complete. Some of the models used by the Fund are predictive in nature. The use of predictive models has inherent risks. For example, such models may incorrectly forecast future behavior, leading to potential losses. In addition, in unforeseen or certain low-probability scenarios (often involving a market disruption of some kind), such models may produce unexpected results, which can result in losses for the Fund.
- *Momentum Risk:* Investing in or having exposure to securities with positive momentum entails investing in securities that have had above-average recent returns. These securities may be more volatile than a broad cross-section of securities. In addition, there may be periods during which the investment performance of the Fund while using a momentum strategy may suffer.
- *Private Fund Risk:* The Fund may invest in private investment funds which pursue alternative investment strategies. Certain investment instruments and techniques that a private fund may use are speculative and involve a high degree of risk. Because of the speculative nature of a private fund's investments and trading strategies, the Fund may suffer a significant or complete loss of its invested capital in one or more private funds. A shareholder will also bear fees and expenses charged by the underlying funds in addition to the Fund's direct fees and expenses. In addition, interests in a private fund may also be illiquid. Investments into funds that are considered illiquid will be limited to no more than 15% of the Fund's net assets.

Performance: The bar chart and performance table below show the variability of the Fund's returns, which is some indication of the risks of investing in the Fund. The bar chart shows performance of the Fund's Institutional Class shares for each full calendar year since the Fund's inception. The performance table compares the performance of the Fund's share class over time to the performance of the Fund's benchmark index. You should be aware that the Fund's past performance (before and after taxes) may not be an indication of how the Fund will perform in the future. Shareholder reports containing financial and performance information for the Fund will be made available to shareholders semi-annually. Updated performance information and daily NAV per share is available at no cost by calling toll-free 866-303-8623.

**Institutional Class Performance Bar Chart
For Calendar Years Ended December 31**



Best Quarter	Q1 2024	5.71%
Worst Quarter	Q4 2024	-2.83%

**Performance Table
Average Annual Total Returns
(For periods ended December 31, 2024)**

	One Year	Since Inception (May 31, 2023)
Institutional Class Shares Return before taxes	5.86%	4.83%
Institutional Class Shares Return after taxes on distributions ⁽¹⁾	3.66%	3.17%
Institutional Class Shares Return after taxes on distributions and sale of Fund Shares ⁽¹⁾	3.92%	3.16%
Morningstar Global 60/40 NR (reflects no deduction for fees, expenses, or taxes)	8.75%	11.75%

(1) After-tax returns are calculated using the historical highest individual federal marginal income tax rates and do not reflect the impact of state and local taxes. The “Return After Taxes on Distributions and Sale of Fund Shares” may be higher than other return figures when a capital loss occurs upon redemption of Fund shares and provides an assumed tax benefit for the investor. Actual after-tax returns depend on an investor’s tax situation and may differ from those shown, and after-tax returns shown are not relevant to investors who hold their Fund shares through tax-deferred arrangements, such as 401(k) plans or individual retirement accounts.

Investment Adviser: Kensington Asset Management, LLC

Sub-Adviser: Liquid Strategies, LLC

Portfolio Managers:

Elio Chiarelli, Ph.D., Shawn Gibson and Adam Stewart, CFA , each a portfolio manager of the Sub-Adviser, have been portfolio managers of the Fund since its inception in May of 2023.

Purchase and Sale of Fund Shares: The investment minimums for the Fund are:

Class	Initial Investment		Subsequent Investment	
	Regular Account	Retirement Account	Regular Account	Retirement Account
Institutional Class	\$25,000	\$25,000	\$250	\$100

The Fund or Adviser may waive any investment minimum. You may purchase and redeem shares of the Fund on any day that the New York Stock Exchange ("NYSE") is open. Redemption requests may be made in writing, by telephone, or through a financial intermediary and will be paid by ACH, check or wire transfer. Purchase and redemption requests must be received by the Fund (or an authorized broker or agent, or its authorized designee) before the close of regular trading on the NYSE (normally 4:00 p.m., Eastern Time) to assure ample time to transmit to the Fund prior to NAV pricing.

Tax Information: Dividends and capital gain distributions you receive from the Fund, whether you reinvest your distributions in additional Fund shares or receive them in cash, are taxable to you at either ordinary income or capital gains tax rates unless you are investing through a tax-deferred plan such as an IRA or 401(k) Plan. However, these dividend and capital gain distributions may be taxable upon their eventual withdrawal from tax-deferred plans.

Payments to Broker-Dealers and Other Financial Intermediaries: If you purchase the Fund through a broker-dealer or other financial intermediary (such as a bank), the Fund and its related companies may pay the intermediary for the sale of Fund shares and related services. These payments may create a conflict of interest by influencing the broker-dealer or other intermediary and your salesperson to recommend the Fund over another investment. Ask your salesperson or visit your financial intermediary's website for more information.

ADDITIONAL INFORMATION ABOUT INVESTMENT OBJECTIVES AND RELATED RISKS

Investment Objectives

Fund	Investment Objective
Kensington Managed Income Fund (the “Managed Income Fund”)	The Fund seeks total return which consists of income and capital appreciation.
Kensington Dynamic Allocation Fund (the “Dynamic Allocation Fund”)	The Fund seeks capital gains.
Kensington Active Advantage Fund (the “Active Advantage Fund”)	The Fund seeks total return.
Kensington Defender Fund (the “Defender Fund”)	The Fund seeks capital preservation and total return. Total return consists of capital appreciation and income.

Each Fund’s investment objective may be changed without shareholder approval by the Fund’s Board of Trustees (the “Board” or the “Trustees”) upon written notice to shareholders.

The core of the Adviser’s investment philosophy is centered around downside protection by tactically shifting market exposures based on proprietary models that employ trend following principles in order to identify and act upon prevailing market trends. The Managed Income Fund is designed to provide the potential to generate stable, above average returns, with a reduced risk of drawdown. The Dynamic Allocation Fund is designed to provide the potential to participate in rising markets, but with a reduced risk of drawdown in declining markets. The Active Advantage Fund is designed to provide the potential to participate in rising markets, but with a reduced risk of drawdown in declining markets. The Defender Fund is designed to provide the potential to participate in rising markets, but with a reduced risk of drawdown in declining markets, through a portfolio that has exposure to several strategies, asset classes and individual investments.

Investments in Other Investment Companies

Section 12(d)(1) of the Investment Company Act of 1940, as amended (the “1940 Act”) restricts investments by investment companies in the securities of other investment companies, including Underlying ETFs. In October 2020, the SEC adopted regulatory changes related to the ability of an investment company to invest in other investment companies in excess of specified statutory limits. These changes include, among other things, amendments to Rule 12d1-1, the rescission of Rule 12d1-2, the adoption of new Rule 12d1-4, and the rescission of certain exemptive relief issued by the SEC permitting certain fund of funds arrangements. Rule 12d1-4, which became effective on January 19, 2021, permits each Fund to invest in other investment companies, including money market funds, beyond the statutory limits, subject to certain conditions. The rescission of the applicable exemptive orders and the withdrawal of the applicable no-action letters was effective on January 19, 2022. Following this effectiveness, an investment company is no longer able to rely on these exemptive orders and no-action letters, and is subject instead to Rule 12d1-4 and other applicable rules under Section 12(d)(1).

Derivatives

Each Fund, and the Subsidiary with respect to the Defender Fund, may invest in certain derivative instruments, such as futures, options and swaps, as set forth in each Fund’s Principal Investment Strategies. Under Rule 18f-4 under the 1940 Act, funds that are subject to the rule are required to adopt and implement a written derivatives risk management program and quantitatively limit their use of derivatives based on the estimated potential risk of loss that the funds incur from their derivatives transactions. Funds that limit derivatives exposure to 10% of net assets are exempt from many of the requirements of Rule 18f-4, but must still adopt and implement policies and procedures reasonably designed to manage the fund’s derivatives risks. Rule 18f-4 governs the way funds must comply with the asset segregation and coverage requirements of Section 18 of the 1940 Act with respect to derivatives and certain other financing transactions. The Managed Income Fund, Dynamic Allocation Fund, and Active Advantage Fund will comply with Rule 18f-4, as applicable. The Defender Fund and its Subsidiary will comply with the provisions of Rule 18f-4 on an aggregate basis.

Principal Investment Risks

There is no assurance that a Fund will achieve its investment objective. Each Fund's share price will fluctuate with changes in the market value of its portfolio investments. When you sell your Fund shares, they may be worth less than what you paid for them and, accordingly, you can lose money investing in a Fund. Risks could adversely affect the NAV, total return, and the value of a Fund and your investment. The risk descriptions below provide a more detailed explanation of the principal investment risks that correspond to the risks described in the "Fund Summary" section of this Prospectus. The table below provides additional information regarding the risks of investing in the Funds. The following risks apply to the Funds' investments in securities directly or through underlying funds or derivatives, as described above. Following the table, each risk is explained.

Principal Investment Risk	Managed Income Fund	Dynamic Allocation Fund	Active Advantage Fund	Defender Fund
Management Risk	X	X	X	X
High-Yield Bond Risk	X		X	X
Fixed-Income Securities Risks	X		X	X
Equity Securities Risk		X	X	X
Foreign Investment Risk	X		X	X
Loans Risk	X		X	
Market Risk	X	X	X	X
Emerging Market Risk				X
Real Estate and REITs Risk				X
Commodities Risk				X
Currency Risk				X
Tax Risk				X
Subsidiary Risk				X
Underlying Funds Risk	X	X	X	X
Derivatives Risk	X	X	X	X
Swap Agreements Risk				X
Futures Contract Risk	X	X	X	X
Credit Default Swap Agreements Risk	X		X	
Options Risk	X		X	X
Counterparty Risk				X
Short Sale Risk	X	X	X	X
Leverage Risk	X	X	X	X
Limited History of Operations Risk				X
Non-Diversification Risk	X	X	X	X
Small- and Mid-Capitalization Companies Risk		X	X	X
Turnover Risk	X	X	X	X
Securities Lending Risk	X	X	X	X
U.S. Government Securities Risk	X	X	X	X
Models and Data Risk	X	X	X	X
Momentum Risk				X
Private Fund Risk				X

- Management Risk:** The Adviser's and/or Sub-Adviser's reliance on proprietary models or judgments about the attractiveness, value, and potential appreciation or depreciation of a particular security or instrument in which a Fund invests may prove to be inaccurate and may not produce the desired results.

- *High-Yield Bond Risk.* High-yield fixed-income securities or “junk bonds” are fixed-income securities rated below investment grade. Although junk bonds generally pay higher rates of interest than higher-rated securities, they are subject to a greater risk of loss of income and principal. Junk bonds are subject to greater credit risk than higher-grade securities and have a higher risk of default. Companies issuing high-yield junk bonds are more likely to experience financial difficulties that may lead to a weakened capacity to make principal and interest payments than issuers of higher grade securities. Issuers of junk bonds are often highly leveraged or undergoing restructuring and are more vulnerable to changes in the economy, such as a recession or rising interest rates, which may affect their ability to meet their interest or principal payment obligations. As a result, junk bonds generally are more sensitive to credit risk and are considered more speculative than securities in the higher-rated categories. The risk of loss due to default by an issuer of these securities is significantly greater than issuers of higher-rated securities because such securities are generally unsecured and are often subordinated to other creditors. The secondary market for securities that are junk bonds may be less liquid than the markets for higher quality securities, and, as such, may have an adverse effect on the market prices of certain securities.
- *Fixed-Income Securities Risks.* A Fund may invest in or have exposure to fixed-income securities. Fixed-income securities held by the Fund are or may be subject to interest rate risk, call risk, prepayment and extension risk, credit risk, and liquidity risk, which are more fully described below. Changes in market conditions and government policies may lead to periods of heightened volatility and reduced liquidity in the fixed-income securities market, and could result in an increase in Fund redemptions. Interest rate changes and their impact on the Fund and its share price can be sudden and unpredictable.
 - *Call Risk.* During periods of declining interest rates, a bond issuer may “call,” or repay, its high yielding bonds before their maturity dates. In this event a Fund would then be forced to invest the unanticipated proceeds at lower interest rates, resulting in a decline in its income.
 - *Credit Risk.* Fixed-income securities are generally subject to the risk that the issuer may be unable or unwilling to make principal and interest payments when they are due. There is also the risk that the securities could lose value because of a loss of confidence in the ability of the borrower to pay back debt. Lower rated fixed-income securities involve greater credit risk, including the possibility of default or bankruptcy.
 - *Interest Rate Risk.* Fixed-income securities are subject to the risk that the securities could lose value because of interest rate changes. For example, bonds tend to decrease in value if interest rates rise. Fixed-income securities with longer maturities sometimes offer higher yields, but are subject to greater price shifts as a result of interest rate changes than fixed-income securities with shorter maturities. The historically low interest rate environment increases the risk associated with rising interest rates. A Fund may be exposed to heightened interest rate risk as interest rates rise from historically low levels.
 - *Prepayment and Extension Risk.* Many types of fixed-income securities are subject to prepayment risk. Prepayment occurs when the issuer of a fixed-income security can repay principal faster than expected prior to the security’s maturity. Fixed-income securities subject to prepayment risk can offer less potential for gains during a declining interest rate environment and similar or greater potential for loss in a rising interest rate environment. In addition, the potential impact of prepayment features on the price of a fixed-income security can be difficult to predict and result in greater volatility. On the other hand, rising interest rates could cause prepayments of the obligations to decrease. This is known as extension risk and may increase a Fund’s sensitivity to rising rates and its potential for price declines.
 - *Liquidity Risk.* Trading opportunities are more limited for fixed-income securities that have not received any credit ratings, have received ratings below investment grade or are not widely held. These features may make it more difficult to sell or buy a security at a favorable price or time. Consequently, a Fund may have to accept a lower price to sell a security, sell other securities to raise cash or give up an investment opportunity, any of which could have a negative effect on its performance. Infrequent trading of securities may also lead to an increase in their price volatility. Liquidity risk also refers to the possibility that the Fund may not be able to sell a security or close out a position in a timely manner. If this happens, the Fund may be required to hold the security or keep the position open, and it could incur losses.

- *Equity Securities Risk:* A Fund may invest in or have exposure to equity securities. Equity securities can be affected by macroeconomic and other factors affecting the stock market in general, expectations about changes in interest rates, investor sentiment towards equities, changes in a particular issuer's or industry's financial condition, or unfavorable or unanticipated poor performance of a particular issuer or industry. Prices of equity securities of individual entities also can be affected by fundamentals unique to the company or partnership, including earnings power and coverage ratios. An adverse event, such as an unfavorable earnings report, may depress the value of a particular common stock held by the Fund. In addition, prices of common stocks are sensitive to general movements in the stock market and a drop in the stock market may depress the price of common stocks. Common stock prices may fluctuate for several reasons including changes in investors' perceptions of the financial condition of an issuer or the general condition of the relevant stock market, or the occurrence of political or economic events that affect the issuers. In addition, common stock prices may be particularly sensitive to rising interest rates, which increases borrowing costs and the costs of capital. Any of the foregoing risks could substantially impact the ability of such an entity to grow its dividends or distributions.
- *Foreign Investment Risk:* Foreign investments may be riskier than U.S. investments for many reasons, including changes in currency exchange rates; unstable political, social and economic conditions; possible security illiquidity; a lack of adequate or accurate company information; differences in the way securities markets operate; less secure foreign banks or securities depositories than those in the United States; less standardization of accounting standards and market regulations in certain foreign countries; and varying foreign controls on investments. These risks are more pronounced in emerging market countries.
- *Loans Risk:* Investments in bank loans, loan participations, syndicated loan assignments also known as loans or corporate loans, of which senior loans are a type, may subject a Fund to heightened credit risks because such loans tend to be highly leveraged and potentially more susceptible to the risks of interest deferral, default and/or bankruptcy. These investments expose the Fund to the credit risk of both the financial institution and the underlying borrower. The risks associated with these loans can be similar to the risks of other below investment grade fixed income instruments. An economic downturn would generally lead to a higher non-payment rate, and a loan may lose significant market value before a default occurs. Moreover, any specific collateral, if any, used to secure a loan may decline in value or become illiquid, which would adversely affect the loan's value. Unlike the securities markets, there is no central clearinghouse for loan trades, and the loan market has not established enforceable settlement standards or remedies for failure to settle. Therefore, transactions in loans may have uncertain settlement time periods. Investments in bank loans may not be securities and therefore may not have the protections afforded by the federal securities laws.
- *Market Risk:* The net asset value ("NAV") and investment return of a Fund will fluctuate based on factors such as economic growth and market conditions, interest rate levels, and political events that effect the United States and international investment markets. The market value of a security may move up or down, sometimes rapidly and unpredictably. These fluctuations may cause a security to be worth less than the price originally paid for it, or less than it was worth at an earlier time. Market risk may affect a single issuer, industry, sector of the economy or the market as a whole. U.S. and international markets have experienced, and may continue to experience, volatility, which may increase risks associated with an investment in a Fund. Certain social, political, economic, environmental, and other conditions and events (such as natural disasters and weather-related phenomena generally, epidemics and pandemics, terrorism, conflicts, and social unrest) may adversely interrupt the global economy and result in prolonged periods of significant market volatility. The market value of securities in which a Fund invests is based upon the market's perception of value and is not necessarily an objective measure of the securities' value. In some cases, for example, the stock prices of individual companies have been negatively impacted even though there may be little or no apparent degradation in the financial condition or prospects of the issuers. Similarly, the debt markets have experienced substantially lower valuations, reduced liquidity, price volatility, credit downgrades, increased likelihood of default, and valuation difficulties. As a result of this significant volatility, many of the following risks associated with an investment in a Fund may be increased. Continuing market volatility may have adverse effects on a Fund.

Unexpected local, regional or global events, such as war; acts of terrorism; financial, political or social disruptions; natural, environmental or man-made disasters; the spread of infectious illnesses or other public health issues; and recessions and depressions could have a significant impact on the Fund and its investments and may impair market liquidity. Such events can cause investor fear, which can adversely affect the economies of nations, regions, and the market in general, in ways that cannot necessarily be foreseen.

- *Emerging Market Risk:* The Fund intends to have exposure to emerging markets. Emerging markets are riskier than more developed markets because they tend to develop unevenly and may never fully develop. Investments in emerging markets may be considered speculative. Emerging markets are more likely to experience hyperinflation and currency devaluations, which adversely affect returns to U.S. investors. In addition, many emerging securities markets have far lower trading volumes and less liquidity than developed markets. Emerging markets generally have less stable political systems, less developed securities settlement procedures and may require the establishment of special custody arrangements. Emerging securities markets generally do not have the level of market efficiency and strict standards in accounting and securities regulation as developed markets, which could impact the Adviser's or Sub-Adviser's ability to evaluate these securities and/or impact Fund performance.
- *Real Estate and REITs Risk:* REITs are companies that invest in real estate or interests therein. Investments in real estate securities are subject to risks inherent in the real estate market, including risks related to possible declines in the value of and demand for real estate, which may cause the value of the Fund to decline. Share prices of REITs may decline because of adverse developments affecting the residential and commercial real estate industry, residential and commercial property values, including supply and demand for residential and commercial properties, the credit performance of residential and commercial mortgages, the economic health of the country or of different regions, and interest rates. In particular, the commercial real estate segment of the real estate market has been under pressure in recent years due various factors, including the COVID pandemic, rising interest rates and the trend of more employees working from home. There is no way to predict how long this trend will continue, and investments tied to commercial real estate, as well as residential real estate, could see significant declines moving forward.
- *Commodities Risk:* Exposure to the commodities markets may subject the Fund to greater volatility than investments in traditional securities. The value of commodity-linked derivative investments may be affected by changes in overall market movements, commodity index volatility, changes in interest rates, or factors affecting a particular industry or commodity, such as drought, floods, weather, embargoes, tariffs and international economic, political and regulatory developments.
- *Currency Risk:* Currency risk is the risk that changes in currency exchange rates will negatively affect securities denominated in, and/or receiving revenues in, foreign currencies. The liquidity and trading value of foreign currencies could be affected by global economic factors, such as inflation, interest rate levels, and trade balances among countries, as well as the actions of sovereign governments and central banks. Adverse changes in currency exchange rates (relative to the U.S. dollar) may erode or reverse any potential gains from the Fund's investments in securities denominated in a foreign currency or may widen existing losses.
- *Tax Risk:* In order for the Fund to qualify as a regulated investment company under Subchapter M of the Code, the Fund must derive at least 90 percent of its gross income each taxable year from qualifying income. Income from certain commodity-linked derivative instruments in which the Fund invests is not considered qualifying income. The Fund will therefore restrict its income from direct investments in commodity-linked derivative instruments that do not generate qualifying income, such as commodity futures, to a maximum of 10 percent of its gross income. The Fund's investment in the Subsidiary is expected to provide the Fund with exposure to the commodities markets within the limitations of the federal tax requirements of Subchapter M. Changes in the laws of the United States and/or the Cayman Islands could result in the inability of the Fund and/or the Subsidiary to operate as described in this prospectus and the SAI and could adversely affect the Fund.
- *Subsidiary Risk:* The Subsidiary is not registered under the 1940 Act, and, unless otherwise noted in this prospectus, is not subject to all the investor protections of the 1940 Act. However, the Fund wholly owns and controls the Subsidiary, and the Fund and the Subsidiary are both managed by the Adviser, making it unlikely that the Subsidiary will take action contrary to the interests of the Fund and its shareholders. Changes in the laws of the United States and/or the Cayman Islands could result in the inability of the Fund and/or the Subsidiary to operate as described in this prospectus and could adversely affect the Fund.
- *Underlying Funds Risk:* Underlying funds are subject to investment advisory or management and other expenses, which will be indirectly paid by a Fund. As a result, your cost of investing in a Fund will be higher than the cost of investing directly in underlying funds and may be higher than other mutual funds that invest directly in stocks and bonds. Each underlying fund is subject to specific risks, depending on the nature of its investment strategy. These risks could include liquidity risk and sector risk. ETFs are listed on national stock exchanges and are traded like stocks listed on an exchange. ETF shares may trade at a discount or a premium in market price if there is a limited market in such shares. ETFs are also subject to brokerage and/or other trading costs, which could result in greater expenses to a Fund. Because the value of ETF shares depends on the demand in the market, the adviser may not be able to liquidate a Fund's holdings at the most optimal time, adversely affecting performance. It is also possible that an active secondary market for an ETF's shares may not develop and market trading in the shares of the ETF may be halted under certain circumstances. The lack of liquidity in a particular ETF could result in it being more volatile than the ETF's underlying portfolio of securities. Additional risks of investing in ETFs are described below:

- *Net Asset Value and Market Price Risk:* The market value of ETF shares may differ from their NAV. This difference in price may be due to the fact that the supply and demand in the market for ETF shares at any point in time is not always identical to the supply and demand in the market for the underlying holdings. Accordingly, there may be times when an ETF share trades at a premium or discount to its NAV.
- *Tracking Risk:* ETFs in which a Fund invests will not be able to replicate exactly the performance of any indices or prices they track because the total return generated by the securities will be reduced by transaction costs incurred in adjusting the actual balance of the securities or derivatives. Certain securities comprising an index may, from time to time, temporarily be unavailable, which may further impede the security's ability to track an index.
- *Derivatives Risk:* In general, a derivative instrument typically involves leverage, *i.e.*, it provides exposure to potential gain or loss from a change in the level of the market price of the underlying security (or a basket or index) in a notional amount that exceeds the amount of cash or assets required to establish or maintain the derivative instrument. Adverse changes in the value or level of the underlying asset or index, which a Fund may not directly own, can result in a loss to the Fund substantially greater than the amount invested in the derivative itself. The use of derivative instruments also exposes the Fund to additional risks and transaction costs. A risk of the Fund's use of derivatives is that the fluctuations in their values may not correlate perfectly with the overall securities markets.
 - *Swap Agreements Risk:* Swap agreements involve the risk that the party with whom the Fund has entered into the swap will default on its obligation to pay the Fund. Additionally, certain unexpected market events or significant adverse market movements could result in the Fund not holding enough assets to be able to meet its obligations under the agreement. Such occurrences may negatively impact the Fund's ability to implement its principal investment strategies and could result in losses to the Fund.
 - *Futures Contract Risk:* The successful use of futures contracts draws upon the Adviser's or Sub-Adviser's skill and experience with respect to such instruments and is subject to special risk considerations. The primary risks associated with the use of futures contracts, which may adversely affect the Fund's NAV and total return, are (a) the imperfect correlation between the change in market value of the instruments held by the Fund and the price of the futures contract; (b) possible lack of a liquid secondary market for a futures contract and the resulting inability to close a futures contract when desired; (c) losses caused by unanticipated market movements, which are potentially unlimited; (d) the Adviser's or Sub-Adviser's inability to predict correctly the direction of securities prices, interest rates, currency exchange rates and other economic factors; (e) the possibility that the counterparty will default in the performance of its obligations; and (f) if the Fund has insufficient cash, it may have to sell securities from its portfolio to meet daily variation margin requirements, and the Fund may have to sell securities at a time when it may be disadvantageous to do so.
 - *Credit Default Swap Agreements Risk:* The Fund may enter into credit default index swap agreements or credit default swap agreements as a "buyer" or "seller" of credit protection. Credit default index swap agreements and credit default swap agreements involve special risks because they may be difficult to value, are highly susceptible to liquidity and credit risk, and generally pay a return to the party that has paid the premium only in the event of an actual default by the issuer of the underlying obligation (as opposed to a credit downgrade or other indication of financial difficulty).
 - *Options Risk:* An option is an agreement that, for a premium payment or fee, gives the option holder (the purchaser) the right but not the obligation to buy (a "call option") or sell (a "put option") the underlying asset (or settle for cash an amount based on an underlying asset, rate, or index) at a specified price (the "exercise price") during a period of time or on a specified date. Investments in options are considered speculative. When the Fund purchases an option, it may lose the premium paid for it if the price of the underlying security or other assets decreased or remained the same (in the case of a call option) or increased or remained the same (in the case of a put option). If a put or call option purchased by the Fund were permitted to expire without being sold or exercised, its premium would represent a loss to the Fund. By writing put options, the Fund takes on the risk of declines in the value of the underlying instrument, including the possibility of a loss up to the entire exercise price of each option it sells but without the corresponding opportunity to benefit from potential increases in the value of the underlying instrument. By writing a call option, the Fund may be obligated to deliver instruments underlying an option at less than the market price. In the case of an uncovered call option, there is a risk of unlimited loss.
- *Counterparty Risk:* The Fund may enter derivative contracts that will be privately negotiated in the over-the-counter market. These contracts also involve exposure to credit risk, since contract performance depends in part on the financial condition of the counterparty. If a privately negotiated over-the-counter contract calls for payments by the Fund, the Fund must be prepared to make such payments when due. In addition, if a counterparty's creditworthiness declines, the Fund may not receive payments owed under the contract, or such payments may be delayed under such circumstances and the value of agreements with such counterparty can be expected to decline, potentially resulting in losses to the Fund.

- *Short Sale Risk:* A Fund may take a short position in a derivative instrument, such as a futures contract. A short position on a derivative instrument involves the risk of a theoretically unlimited increase in the value of the underlying instrument which could cause the Fund to suffer a (potentially unlimited) loss. Short sales also involve transaction and financing costs that will reduce potential Fund gains and increase potential Fund losses.
- *Leverage Risk:* As part of a Fund's principal investment strategy, the Fund may make investments in derivative instruments. These derivative instruments provide the economic effect of financial leverage by creating additional investment exposure to the underlying asset, as well as the potential for greater loss. If the Fund uses leverage through activities such as entering into derivative instruments, the Fund has the risk that losses may exceed the net assets of the Fund. The net asset value of the Fund while employing leverage will be more volatile and sensitive to market movements.
- *Limited History of Operations Risk:* The Fund has a limited history of operations for investors to evaluate. Investors in the Fund bear the risk that the Fund may not be successful in implementing its investment strategies, may be unable to implement certain of its investment strategies or may fail to attract sufficient assets, any of which could result in the Fund being liquidated and terminated at any time without shareholder approval and at a time that may not be favorable for all shareholders. Such a liquidation could have negative tax consequences for shareholders and will cause shareholders to incur expenses of liquidation.
- *Non-Diversification Risk:* As non-diversified funds, each Fund may invest more than 5% of its total assets in the securities of one or more issuers, including in underlying funds that are non-diversified. Because a relatively high percentage of the assets of a Fund may be invested in the securities of a limited number of issuers, the value of shares of a Fund may be more sensitive to any single economic, business, political or regulatory occurrence than the value of shares of a diversified investment company. This fluctuation, if significant, may affect the performance of a Fund.
- *Private Fund Risk:* The Fund may invest in private investment funds which pursue alternative investment strategies. Certain investment instruments and techniques that a private fund may use are speculative and involve a high degree of risk. Because of the speculative nature of a private fund's investments and trading strategies, the Fund may suffer a significant or complete loss of its invested capital in one or more private funds. A shareholder will also bear fees and expenses charged by the underlying funds in addition to the Fund's direct fees and expenses. In addition, interests in a private fund may also be illiquid.
- *Small and Mid-Capitalization Companies Risk:* Investing in or having exposure to the securities of small-capitalization (less than \$2 billion) and mid-capitalization (\$2 to \$7 billion) companies involves greater risks and the possibility of greater price volatility than investing in larger capitalization and more-established companies. Investments in mid-cap companies involve less risk than investing in small-cap companies. Smaller companies may have limited operating history, product lines, and financial resources, and the securities of these companies may lack sufficient market liquidity. Mid-cap companies often have narrower markets and more limited managerial and financial resources than larger, more established companies.
- *Turnover Risk:* A higher portfolio turnover may result in higher transactional and brokerage costs associated with the turnover which may reduce a Fund's return unless the securities traded can be bought and sold without corresponding commission costs. Each Fund's turnover rate may be significantly above 100% annually.
- *Securities Lending Risk:* There are certain risks associated with securities lending, including the risk that the borrower may fail to return the securities on a timely basis or even the loss of rights in the collateral deposited by the borrower, if the borrower should fail financially. As a result, the Fund may lose money. The Fund could also lose money in the event of a decline in the value of collateral provided for loaned securities or a decline in the value of any investments made with cash collateral. These events could also trigger adverse tax consequences for the Fund.
- *U.S. Government Securities Risk:* Each Fund may invest in U.S. government securities. Securities issued or guaranteed by the U.S. government or its agencies or instrumentalities include U.S. Treasury securities, which are backed by the full faith and credit of the U.S. Treasury and which differ only in their interest rates, maturities, and times of issuance. U.S. Treasury bills have initial maturities of one-year or less; U.S. Treasury notes have initial maturities of one to ten years; and U.S. Treasury bonds generally have initial maturities of greater than ten years. Certain U.S. government securities are issued or guaranteed by agencies or instrumentalities of the U.S. government including, but not limited to, obligations of U.S. government agencies or instrumentalities such as the Federal National Mortgage Association ("Fannie Mae"), the Government National Mortgage Association ("Ginnie Mae"), the Small Business Administration, the Federal Farm Credit Administration, the Federal Home Loan Banks, Banks for Cooperatives (including the Central Bank for Cooperatives), the Federal Land Banks, the Federal Intermediate Credit Banks, the Tennessee Valley Authority, the Export-Import Bank of the United States, the Commodity Credit Corporation, the Federal Financing Bank, the Student Loan Marketing Association, the National Credit Union Administration and the Federal Agricultural Mortgage Corporation ("Farmer Mac").

Some obligations issued or guaranteed by U.S. government agencies and instrumentalities, including, for example, Ginnie Mae pass-through certificates, are supported by the full faith and credit of the U.S. Treasury. Other obligations issued by or guaranteed by federal agencies, such as those securities issued by Fannie Mae, are supported by the discretionary authority of the U.S. government to purchase certain obligations of the federal agency, while other obligations issued by or guaranteed by federal agencies, such as those of the Federal Home Loan Banks, are supported by the right of the issuer to borrow from the U.S. Treasury, while the U.S. government provides financial support to such U.S. government-sponsored federal agencies, no assurance can be given that the U.S. government will always do so, since the U.S. government is not so obligated by law. U.S. Treasury notes and bonds typically pay coupon interest semi-annually and repay the principal at maturity.

On September 7, 2008, the U.S. Treasury announced a federal takeover of Fannie Mae and the Federal Home Loan Mortgage Corporation (“Freddie Mac”), placing the two federal instrumentalities in conservatorship. Under the takeover, the U.S. Treasury agreed to acquire \$1 billion of senior preferred stock of each instrumentality and obtained warrants for the purchase of common stock of each instrumentality (the “Senior Preferred Stock Purchase Agreement” or “Agreement”). Under the Agreement, the U.S. Treasury pledged to provide up to \$200 billion per instrumentality as needed, including the contribution of cash capital to the instrumentalities in the event their liabilities exceed their assets. This was intended to ensure that the instrumentalities maintain a positive net worth and meet their financial obligations, preventing mandatory triggering of receivership. On December 24, 2009, the U.S. Treasury announced that it was amending the Agreement to allow the \$200 billion cap on the U.S. Treasury’s funding commitment to increase as necessary to accommodate any cumulative reduction in net worth over the next three years. As a result of this Agreement, the investments of holders, including the Funds, of mortgage-backed securities and other obligations issued by Fannie Mae and Freddie Mac are protected.

The total public debt of the United States as a percentage of gross domestic product has grown rapidly since the beginning of the 2008–2009 financial downturn. Although high debt levels do not necessarily indicate or cause economic problems, they may create certain systemic risks if sound debt management practices are not implemented. A high national debt can raise concerns that the U.S. government will not be able to make principal or interest payments when they are due. This increase has also necessitated the need for the U.S. Congress to negotiate adjustments to the statutory debt limit to increase the cap on the amount the U.S. government is permitted to borrow to meet its existing obligations and finance current budget deficits. In August 2011, S&P lowered its long-term sovereign credit rating on the U.S. In explaining the downgrade at that time, S&P cited, among other reasons, controversy over raising the statutory debt limit and growth in public spending. An increase in national debt levels may also necessitate the need for the U.S. Congress to negotiate adjustments to the statutory debt ceiling to increase the cap on the amount the U.S. Government is permitted to borrow to meet its existing obligations and finance current budget deficits. Future downgrades could increase volatility in domestic and foreign financial markets, result in higher interest rates, lower prices of U.S. Treasury securities and increase the costs of different kinds of debt. Any controversy or ongoing uncertainty regarding the statutory debt ceiling negotiations may impact the U.S. long-term sovereign credit rating and may cause market uncertainty. As a result, market prices and yields of securities supported by the full faith and credit of the U.S. government may be adversely affected.

- *Models and Data Risk:* Each Fund’s investment exposure is heavily dependent on proprietary quantitative models as well as information and data supplied by third parties (“Models and Data”). When Models and Data prove to be incorrect or incomplete, any decisions made in reliance thereon may lead to securities being included in or excluded from the Fund’s portfolio that would have been excluded or included had the Models and Data been correct and complete. Some of the models used by the Fund are predictive in nature. The use of predictive models has inherent risks. For example, such models may incorrectly forecast future behavior, leading to potential losses. In addition, in unforeseen or certain low-probability scenarios (often involving a market disruption of some kind), such models may produce unexpected results, which can result in losses for the Fund. Furthermore, because predictive models are usually constructed based on historical data supplied by third parties, the success of relying on such models may depend heavily on the accuracy and reliability of the supplied historical data.
- *Momentum Risk:* Investing in or having exposure to securities with positive momentum entails investing in securities that have had above-average recent returns. These securities may be more volatile than a broad cross-section of securities. In addition, there may be periods during which the investment performance of the Fund while using a momentum strategy may suffer.

Non-Principal Investment Strategies

Temporary Investments: To respond to adverse market, economic, political, or other conditions, a Fund may invest 100% of its total assets, without limitation, in high-quality short-term debt securities and money market instruments. A Fund may be invested in these instruments for extended periods, depending on the Adviser's or Sub-Adviser's assessment of market conditions. These short-term debt securities and money market instruments may include shares of other mutual funds, commercial paper, certificates of deposit, bankers' acceptances, U.S. Government securities and repurchase agreements. While a Fund is in a defensive position, the opportunity to achieve its investment objective will be limited. Furthermore, to the extent that a Fund invests in money market mutual funds for its cash position, there will be some duplication of expenses because the Fund would bear its pro rata portion of such money market funds' advisory and operational fees.

A Fund may also invest a substantial portion of its assets in such instruments at any time to maintain liquidity or pending selection of investments in accordance with its policies.

Fund Holdings Disclosure: A description of the Fund's policies regarding the release of Fund holdings information is available in the Fund's Statement of Additional Information ("SAI").

Cybersecurity: The computer systems, networks and devices used by the Funds and their service providers to carry out routine business operations employ a variety of protections designed to prevent damage or interruption from computer viruses, network failures, computer and telecommunication failures, infiltration by unauthorized persons and security breaches. Despite the various protections utilized by the Funds and their service providers, systems, networks, or devices potentially can be breached. The Funds and shareholders could be negatively impacted as a result of a cybersecurity breach. Cybersecurity breaches can include unauthorized access to systems, networks, or devices; infection from computer viruses or other malicious software code; and attacks that shutdown, disable, slow, or otherwise disrupt operations, business processes, or website access or functionality. Cybersecurity breaches may cause disruptions and impact a Fund's business operations, potentially resulting in financial losses; interference with a Fund's ability to calculate NAV; impediments to trading; the inability of a Fund, the Adviser, the Sub-Adviser and other service providers to transact business; violations of applicable privacy and other laws; regulatory fines, penalties, reputational damage, reimbursement or other compensation costs, or additional compliance costs; as well as the inadvertent release of confidential information.

Similar adverse consequences could result from cybersecurity breaches affecting issuers of securities in which the Fund invests; counterparties with which a Fund engages in transactions; governmental and other regulatory authorities; exchange and other financial market operators, banks, brokers, dealers, insurance companies, and other financial institutions (including financial intermediaries and service providers for a Fund's shareholders); and other parties. In addition, substantial costs may be incurred by these entities in order to prevent any cybersecurity breaches in the future.

MANAGEMENT

Investment Adviser: Kensington Asset Management, LLC, Barton Oaks Plaza, Bldg II, 901 S Mopac Expressway, Suite 225, Austin, Texas 78746, serves as investment adviser to the Funds. Subject to the authority of the Board of Trustees, the Adviser is responsible for management of each Fund's investment portfolio. The Adviser is responsible for assuring each Fund's investments are selected according to the respective Fund's investment objective, policies, and restrictions, including oversight of the Sub-Adviser's role in implementing the Defender Fund's investment objective, policies and principal investment strategies. The Adviser was formed in 2020 and one of its owners has over twenty years of experience providing investment advisory services to individuals, corporations, charities, and pensions. Pursuant to an investment advisory agreement between each Fund and the Adviser, the Adviser is entitled to receive, on a monthly basis, an annual advisory fee equal to 1.25% of the average daily net assets with respect to each Fund (inclusive of assets held by the Subsidiary with respect to the Defender Fund). In addition, the Adviser also serves as the investment adviser to the Defender Fund's Subsidiary, pursuant to a separate investment advisory agreement.

In addition, the Managed Income Fund and Dynamic Allocation Fund have each instituted breakpoints for each Fund as follows: the Managed Income Fund will pay a monthly management fee that is calculated at the annual rate of 1.25% of the Fund's average daily net assets for the first \$1 billion, 1.225% on the next \$1 billion, and 1.20% on assets greater than \$2 billion; the Dynamic Allocation Fund will pay a monthly management fee that is calculated at the annual rate of 1.25% of the Fund's average daily net assets for the first \$2.5 billion, 1.225% on the next \$2.5 billion, and 1.20% on assets greater than \$5 billion.

As a result of the operating expenses limitation agreement and its related waivers and recoupments as discussed in further detail below, each Fund paid the Adviser the following in management fees for the fiscal year ended December 31, 2024.

Fund	Management Fee
Managed Income Fund	1.23%
Dynamic Allocation Fund	1.25%
Active Advantage Fund	0.17%
Defender Fund	1.14%

A discussion regarding the basis for the Board of Trustees' approval of the advisory agreement with respect to the Managed Income Fund, Dynamic Allocation Fund, and Active Advantage Fund is available in the Funds' semi-annual shareholder report for the fiscal period ending June 30, 2024. A discussion regarding the basis for the Board of Trustees' approval of the advisory agreement with respect to the Defender Fund is available in the Fund's semi-annual shareholder report for the fiscal period ending June 30, 2023.

Pursuant to an operating expenses limitation agreement, the Adviser has agreed to limit "Operating Expenses" with respect to each Fund, which is defined to include all expenses necessary or appropriate for the operation of the Fund and including the Adviser's investment advisory or management fee detailed in the investment advisory agreement, and other expenses described in the investment advisory agreement, but does not include any front-end or contingent deferred loads, taxes, leverage interest, brokerage commissions, expenses of underlying funds in which this Fund invests, expenses incurred in connection with any merger or reorganization, dividend expense on securities sold short, extraordinary expenses such as litigation, or distribution (12b-1) fees and expenses. The limit for Operating Expenses for each Fund is as follows:

Fund	Operating Expenses Limit
Managed Income Fund	1.35%
Dynamic Allocation Fund	1.38%
Active Advantage Fund	1.35%
Defender Fund	1.49%

The Adviser retains its right to receive reimbursement of any excess expense payments paid by it pursuant to the operating expenses limitation agreement in future years for a period of 36 months following the month during which such fee waiver and expense payment was made if such recoupment can be achieved without exceeding the expense limit in effect at the time the fee waiver and expense payment occurred and the expense limit in effect at the time of recoupment. The Operating Expense Limitation Agreement is indefinite in term and cannot be terminated through at least April 30, 2026 for each Fund. Thereafter, the agreement may be terminated at any time upon 60 days' written notice by the Trust's Board of Trustees or the Adviser.

Sub-Adviser: The Adviser has engaged Liquid Strategies, LLC to serve as sub-adviser to the Defender Fund. Liquid Strategies, LLC, subject to the supervision of the Adviser, is responsible for the day-to-day management of the portion of the Defender Fund's portfolio allocated to it by the Adviser, including the purchase, retention, and sale of securities. Founded in 2013, Liquid Strategies, LLC primarily provides investment advisory services to registered investment companies, and currently serves as investment adviser to several exchange-traded funds in addition to the Defender Fund. Liquid Strategies, LLC is a Delaware limited liability company located at 3550 Lenox Road, Suite 2550, Atlanta, Georgia 30326. Liquid Strategies, LLC is an SEC-registered investment adviser.

The Adviser compensates the Sub-Adviser out of the advisory fee that the Adviser receives from the Defender Fund, at an annual rate of 0.95%. In addition, the Sub-Adviser also serves as sub-adviser to the Subsidiary, pursuant to a separate sub-advisory agreement.

A discussion regarding the basis for the Board's approval of the Sub-Advisory Agreement is available in the Defender Fund's semi-annual shareholder report for the fiscal period ending June 30, 2023.

Adviser Portfolio Managers: Managed Income Fund, Dynamic Allocation Fund, and Active Advantage Fund

Bruce P. DeLaurentis

Bruce P. DeLaurentis is Founder, Lead Portfolio Manager and Chairman of the Investment Committee for Kensington Asset Management. In this role Mr. DeLaurentis oversees all of Kensington's investment activities and heads the firm's portfolio management team. He has served the Funds since inception.

Mr. DeLaurentis began developing Kensington's quantitative framework in 1984, formally launching the initial Managed Income Program through separately managed accounts in 1992. For over 30 years Mr. DeLaurentis has developed and employed Kensington's quantitative system to navigate investment markets utilizing the Firm's proprietary quantitative decision models. Prior to forming Kensington Asset Management, Mr. DeLaurentis was an investment adviser representative of AtCap Partners, LLC, an investment adviser, and affiliate of the Adviser, from March 2016 to March 2020. He was also a portfolio manager for Redwood Investment Management from November 2012 to December 2015.

Mr. DeLaurentis attended the Massachusetts Institute of Technology and graduated in 1975 from Hofstra University in New York with a bachelor's degree in economics. He was a chief warrant officer in the U.S. Army and served as a helicopter pilot.

Patrick Sommerstad

Patrick Sommerstad serves as Portfolio Manager and Investment Committee Member for Kensington Asset Management providing expertise in asset allocation, trade implementation, and investment product research. Prior to Kensington, the majority of Mr. Sommerstad's financial services experience was spent at Cargill, Inc., where he served as a Manager within Cargill's Pension, Foundation, and 401k division and as a Senior Manager at Black River Asset Management, Cargill's then hedge fund subsidiary.

Mr. Sommerstad holds degrees in both Finance and Economics and graduated magna cum laude from the University of St. Thomas. He also holds a Masters of Business Administration with a concentration in finance from Indiana University.

Jason Sim

Jason Sim serves as Portfolio Manager and Investment Committee Member, leading Kensington's quantitative strategy development and trade implementation. With a strong background in advanced statistics and machine learning technology, Mr. Sim oversees analysis and data infrastructure for the firm's quantitative research. He has served the Funds since inception.

Prior to joining Kensington, Mr. Sim was CEO of CGE Partners, LLC, a specialty Data Science company from 2018 to 2020.

Mr. Sim holds degrees in both Finance and Computer Science, along with a minor in Mathematics from the University of Texas at Austin. He also holds a master's degree in computer science from the University of Illinois Urbana-Champaign.

Jordan Flebotte

Jordan Flebotte serves as Portfolio Manager and Investment Committee Member for Kensington Asset Management. Additionally, Mr. Flebotte provides strategy development, market research and risk management for the firm. Mr. Flebotte's Financial Services industry experience spans across multiple business functions with particular focus on investment research, product due diligence and regulatory compliance.

Mr. Flebotte is a graduate of the University of Alabama at Birmingham, receiving a degree in Finance with honors from the UAB Collat School of Business, as well as a Masters of Business Administration with a specialized finance concentration.

Sub-Adviser Portfolio Managers: Defender Fund

Elio Chiarelli, Jr., Ph.D., AIF®, CPFA

Elio serves as Portfolio Manager of the Sub-Adviser and has over 12 years of experience in investment management, client services, investment fiduciary guidance, and portfolio construction. Prior to joining the Sub-Adviser in 2023, he served as the Chief Investment Officer and Chair of the Investment Committee at Kidder Advisers, Inc. from 2018 to 2023. Elio also operates his own financial advisory firm, Capital Defender Advisors, Inc., where he manages client assets with his investment model which is similar to the Defender Model used for the Fund. He holds a BS in Agricultural Education from Penn State and a MS in Agricultural Education and Food & Resource Economics and a Ph.D. in Entrepreneurship from the University of Florida. Elio has a strong background in agriculture and economics and is accredited with the Accredited Investment Fiduciary (AIF®) designation from the Center for Fiduciary Studies and the Certified Plan Fiduciary Advisor (CPFA) credential from the National Association of Plan Advisors (NAPA).

Shawn Gibson

Shawn co-founded the Sub-Adviser in 2013 and serves as a Portfolio Manager and member of the Executive Management Committee. He brings over 25 years of investment experience, primarily in options trading and management. Shawn started trading options in 1997 with Timber Hill Group, a leading options market making firm. At Timber Hill, he worked as an options market maker at the Pacific Exchange before being promoted to a team in Greenwich, CT responsible for managing the firm's multi-billion-dollar options portfolio. Later, as Head of Options Strategy and Director of Alternative Investments at BB&T, he helped advisors and clients create options-based strategies for hedging and increasing yields. He holds a B.S. in Commerce from the University of Virginia.

Adam Stewart, CFA

Adam co-founded the Sub-Adviser in 2013 and serves as a Portfolio Manager and member of the Executive Management Committee and has over 24 years of investment industry experience. Adam started his career at Franklin Templeton in 1997 and later held leadership positions, such as Head of Equity Trading at Trusco Capital Management and Director of Trading at Perimeter Capital Management. Adam has earned his Chartered Financial Analyst® (CFA) designation in 2001 and holds a B.S. from Auburn University. He brings a wealth of experience in equity trading operations and portfolio management to the Sub-Adviser.

The Funds' SAI provides additional information about each portfolio manager's compensation structure, other accounts managed and ownership of shares of the Funds.

HOW SHARES ARE PRICED

Shares of the Funds are sold at NAV plus any applicable sales load. The NAV of each Fund is determined at close of regular trading (normally 4:00 p.m. Eastern Time) on each day the NYSE is open for business. NAV is computed by determining, on a per class basis, the aggregate market value of all assets of the Fund, less its liabilities, divided by the total number of shares outstanding ((assets-liabilities)/number of shares = NAV). The NYSE is closed on weekends and New Year's Day, Martin Luther King, Jr. Day, Presidents' Day, Good Friday, Memorial Day, Juneteenth National Independence Day, Independence Day, Labor Day, Thanksgiving Day, and Christmas Day. The NAV considers, on a per class basis, the expenses and fees of the Fund, including management, administration, and distribution fees, which are accrued daily. The determination of NAV for a share class for a particular day is applicable to all applications for the purchase of shares, as well as all requests for the redemption of shares, received by the Fund (or an authorized broker or agent, or its authorized designee) before the close of trading on the NYSE on that day.

Generally, the Funds' securities are valued each day at the last quoted sales price on each security's primary exchange. Securities traded or dealt in upon one or more securities exchanges (whether domestic or foreign) for which market quotations are readily available and not subject to restrictions against resale shall be valued at the last quoted sales price on the primary exchange or, in the absence of a sale on the primary exchange, at the mean between the current bid ask prices on such exchanges. Securities primarily traded in the National Association of Securities Dealers' Automated Quotation System ("NASDAQ") National Market System for which market quotations are readily available shall be valued using the NASDAQ Official Closing Price. Securities that are not traded or dealt in any securities exchange (whether domestic or foreign) and for which over-the-counter market quotations are readily available generally shall be valued at the last sale price or, in the absence of a sale, at the mean between the current bid and ask price on such over-the-counter market.

Fixed income securities are valued at the mean of the bid and asked prices as determined by an independent pricing service. Investments in other investment companies, including money market funds, are valued at their NAV per share. ETFs are valued at the last reported sale price on the exchange on which the security is principally traded.

Futures contracts are valued at the settlement price on the exchange on which they are principally traded. For swaps, contract terms are agreed among the counterparty and the Adviser on behalf of a Fund. Pricing services value total return swap contracts using the closing price of the underlying benchmark that the contract is tracking. Credit default swap contracts and interest rate swap contracts are marked to market daily based on quotations as provided by an independent pricing service.

If market quotations are not readily available, securities will be valued at their fair market value as determined using the “fair value” procedures approved by the Board. The Board reviews, no less frequently than annually, the adequacy of the policies and procedures of the Fund and the effectiveness of their implementation. These fair value pricing procedures will also be used to price a security when corporate events, events in the securities market and/or world events cause the Adviser to believe that a security’s last sale price may not reflect its actual market value. The intended effect of using fair value pricing procedures is to ensure that each Fund is accurately priced. The Board will regularly evaluate whether the Trust’s fair value pricing procedures continue to be appropriate in light of the specific circumstances of the Funds and the quality of prices obtained through the application of such procedures.

Foreign securities are generally valued in the same manner as the securities described above. Foreign securities are priced in the local currencies as of the close of their primary exchange or market or as of the close of trading on the NYSE, whichever is earlier. Foreign currencies are translated into U.S. dollars at the exchange rate as provided by a pricing service as of the close of trading on the NYSE. If events materially affecting the value of a security in the Funds’ portfolio, particularly foreign securities, occur after the close of trading on a foreign market but before the Fund prices its shares, the security will be valued at fair value. For example, if trading in a portfolio security is halted and does not resume before the Fund calculates its NAV, the Adviser may need to price the security using the Fund’s fair value pricing guidelines. Without a fair value price, short-term traders could take advantage of the arbitrage opportunity and dilute the NAV of long-term investors. Fair valuation of the Fund’s portfolio securities can serve to reduce arbitrage opportunities available to short-term traders, but there is no assurance that fair value pricing policies will prevent dilution of the Fund’s NAV by short term traders. The determination of fair value involves subjective judgments. As a result, using fair value to price a security may result in a price materially different from the prices used by other mutual funds to determine NAV, or from the price that may be realized upon the actual sale of the security.

HOW TO PURCHASE SHARES

This Prospectus describes Class A shares and Class C shares offered by the Managed Income Fund, Dynamic Allocation Fund, and Active Advantage Fund, and Institutional Class shares offered by each Fund.

Each class of shares in the Funds represents interest in the same portfolio of investments within the respective Fund. There is no investment minimum on reinvested distributions for any Fund and the Funds may change investment minimums at any time. The Funds reserve the right to waive sales charges, as described below. The Funds and the Adviser may each waive investment minimums at their individual discretion. Not all share classes of a respective Fund may be available for purchase in all states. For information on ongoing distribution fees, see the section entitled Distribution Fees.

The Funds (with the exception of the Defender Fund which just offers an Institutional Class) offer different classes of shares so that you can choose the class that best suits your investment needs and to provide access to the respective Fund through various intermediaries. Refer to the information below so that you can choose the class that best suits your investment needs. The main differences between each class are loads and ongoing fees. For more information on specific financial intermediary sales loads and waivers, see Appendix A to this statutory prospectus.

Factors to Consider When Choosing a Share Class: When deciding which class of shares of the Funds to purchase, you should consider your investment goals and your access to the Funds through various intermediaries. To help you decide as to which class of shares to buy, please refer to the examples of each Fund’s expenses over time in the Fees and Expenses of the Fund section in this Prospectus. You also may wish to consult with your financial adviser for advice with regard to which share class would be most appropriate for you.

Class A Shares (*Managed Income Fund, Dynamic Allocation Fund, and Active Advantage Fund*): Class A shares of each Fund are offered at the public offering price, which is NAV per share plus the applicable sales charge. The sales charge varies, depending on how much you invest. There are no sales charges on reinvested distributions. You can also qualify for a sales charge reduction or waiver through a right of accumulation or a letter of intent if you are a U.S. resident. See the discussions of “Right of Accumulation” and “Letter of Intent” below. The Funds reserves the right to waive any load as described below. The following sales charges apply to your purchases of Class A shares of each Fund.

Amount Invested	Sales Charge as a % of Offering Price ⁽¹⁾	Sales Charge as a % of Amount Invested	Dealer Reallowance
Under \$50,000	4.75%	4.99%	4.00%
\$50,000 to \$249,999	3.75%	3.83%	3.25%
\$250,000 to \$499,999	2.50%	2.56%	2.00%
\$500,000 to \$999,999	2.00%	2.04%	1.75%
\$1,000,000 and above	0.00%	0.00%	0.00%

⁽¹⁾ Offering price includes the front-end sales load. The sales charge you pay may differ slightly from the amount set forth above because of rounding that occurs in the calculations used to determine your sales charge.

Rights of Accumulation: To qualify for the lower sales charge rates that apply to larger purchases of Class A shares, you may combine your new purchases of Class A shares with Class A shares of the same Fund that you already own. The applicable initial sales charge for the new purchase is based on the total of your current purchase and the current value of all other Class A shares that you own. The reduced sales charge will apply only to current purchases and must be requested in writing when you buy your shares.

Shares of the Funds held as follows cannot be combined with your current purchase for purposes of reduced sales charges:

- Shares held indirectly through financial intermediaries other than your current purchase broker-dealer (for example, a different broker-dealer, a bank, a separate insurance company account or an investment adviser);
- Shares held through an administrator or trustee/custodian of an Employer Sponsored Retirement Plan (for example, a 401(k) plan) other than employer-sponsored IRAs; and
- Shares held directly in the Funds' account on which the broker-dealer (financial adviser) of record is different than your current purchase broker-dealer.

Letters of Intent: Under a Letter of Intent ("LOI"), you commit to purchase a specified dollar amount of Class A shares of a Fund, with a minimum of \$50,000, during a 13-month period. You may combine purchases of Class A shares of other funds in Managed Portfolio Series that are advised by the Adviser for purposes of meeting specified dollar amounts. At your written request, Class A shares purchases made during the previous 90 days may be included. The amount you agree to purchase determines the initial sales charge you pay. If the full-face amount of the LOI is not invested by the end of the 13-month period, your account will be adjusted to the higher initial sales charge level for the amount invested. You are not legally bound by the terms of your LOI to purchase the amount of your shares stated in the LOI. The LOI does, however, authorize the Funds to hold in escrow 5% of the total amount you intend to purchase. If you do not complete the total intended purchase at the end of the 13-month period, the Funds' transfer agent will redeem the necessary portion of the escrowed shares to make up the difference between the reduced rate sales charge (based on the amount you intended to purchase) and the sales charge that would normally apply (based on the actual amount you purchased).

Repurchase of Class A Shares: If you have redeemed Class A shares of a Fund within the past 120 days, you may repurchase an equivalent amount of Class A shares of the same Fund at NAV, without the normal front-end sales charge. In effect, this allows you to reacquire shares that you may have had to redeem, without repaying the front-end sales charge. You may exercise this privilege only once and must notify the respective Fund that you intend to do so in writing. The Fund must receive your purchase order within 120 days of your redemption. Note that if you reacquire shares through separate installments (e.g., through monthly or quarterly repurchases), the sales charge waiver will only apply to those portions of your repurchase order received within 120 days of your redemption.

The redemption and repurchase of a Funds' shares may still result in a tax liability for federal income tax purposes.

Sales Charge Waivers

The sales charge on purchases of Class A shares of the Funds is waived for certain types of investors, including:

- Current and retired directors and officers of the Fund or any of its subsidiaries, their families (e.g., spouse, children, mother or father) and purchases referred through the adviser.
- Employees of the adviser and their families, or any full-time employee or registered representative of the distributor or of broker-dealers having dealer agreements with the distributor (a "Selling Broker") and their immediate families (or any trust, pension, profit sharing or other benefit plan for the benefit of such persons).

- Any full-time employee of a bank, savings and loan, credit union or other financial institution that utilizes a Selling Broker to clear purchases of the Fund's shares and their immediate families.
- Participants in certain "wrap-fee" or asset allocation programs or other fee-based arrangements sponsored by broker-dealers and other financial institutions that have entered into agreements with the distributor.
- Clients of financial intermediaries that have entered into arrangements with the distributor providing for the shares to be used in particular investment products made available to such clients and for which such registered investment advisers may charge a separate fee.
- Institutional investors (which may include bank trust departments and registered investment advisers).
- Any accounts established on behalf of registered investment advisers or their clients by broker-dealers that charge a transaction fee and that have entered into agreements with the distributor.
- Separate accounts used to fund certain unregistered variable annuity contracts or Section 403(b) or 401(a) or (k) accounts.
- Employer-sponsored retirement or benefit plans with total plan assets in excess of \$5 million where the plan's investments in the Fund are part of an omnibus account. A minimum initial investment of \$1 million in the Fund is required. The distributor in its sole discretion may waive these minimum dollar requirements.

The Funds do not waive sales charges for the reinvestment of proceeds from the sale of shares of a different fund where those shares were subject to a front-end sales charge (sometimes called a "NAV transfer"). Whether a sales charge waiver is available for your retirement plan or charitable account depends upon the policies and procedures of your intermediary. Please consult your financial adviser for further information.

Class C Shares (*Managed Income Fund, Dynamic Allocation Fund, and Active Advantage Fund*): Class C Shares of the Funds are offered at NAV and have a contingent deferred sales charge ("CDSC").

Contingent Deferred Sales Charge: The distributor may advance to, or reimburse, a Fund 1.00% of the purchase price in connection with 12b-1 fees advanced to authorized broker-dealers on purchases of Class C shares. However, when the distributor makes such a payment, the respective Class C shares are subject to a 1.00% CDSC payable to the distributor on shares redeemed prior to the first 12 months after their purchase. Shareholders will be notified at the time of purchase if the shares purchased are subject to this CDSC. The holding period for the CDSC begins on the day you buy your shares. Your shares will age one month on that same date the next month and each following month. For example, if you buy shares on the 15th of the month, they will age one month on the 15th day of the next month and each following month. The Funds uses a "first in, first out" method for calculating the CDSC. This means that shares held the longest will be redeemed first, and shares held the shortest time will be redeemed last. To keep your CDSC as low as possible, each time you place a request to sell shares of a Fund, the Fund will first sell any shares in your account that are not subject to a CDSC. If there are not enough of these to meet your request, we will sell the shares in the order they were purchased. The distributor may waive imposition of the CDSC at its discretion.

Class C Shares of the Funds purchased through the Funds' transfer agent are eligible to convert automatically to Class A Shares after eight years, based on the original purchase date. Conversions are scheduled to occur on the third business day of the month following the eighth anniversary of the month on which the purchase was made, without the imposition of any sales load (including a CDSC), fee, or other charge. Class C Shares acquired through reinvestment of dividends or capital gain distributions will convert at the time the associated shares convert. If you purchased your shares through a financial intermediary please contact your financial intermediary for information regarding their procedures for share class conversions.

Minimum and Additional Investment Amounts (*All Funds*): The minimum initial and subsequent investment by class of shares for each Fund is:

Class	Initial Investment		Subsequent Investment	
	Regular Account	Retirement Account	Regular Account	Retirement Account
A	\$1,000	\$1,000	\$250	\$100
Institutional	\$25,000	\$25,000	\$250	\$100
C	\$1,000	\$1,000	\$250	\$100

Purchasing Shares: Shares of each Fund are purchased at the NAV per share next calculated after your purchase order is received in good order by the Fund (as defined below), plus any applicable sales charge. Shares may be purchased directly from the Funds or through a financial intermediary, including but not limited to, certain brokers, financial planners, financial advisers, banks, insurance companies, retirement, benefit and pension plans or certain packaged investment products.

Shares of the Funds have not been registered and are not offered for sale outside of the United States. The Funds generally do not sell shares to investors residing outside the United States, even if they are United States citizens or lawful permanent residents, except to investors with United States military APO or FPO addresses or in certain other circumstances where the Chief Compliance Officer and Anti-Money Laundering Officer for the Trust conclude that such sale is appropriate and is not in contravention of U.S. law.

A service fee, currently \$25, as well as any loss sustained by the Fund, will be deducted from a shareholder's account for any purchases that do not clear. The Funds and U.S. Bank Global Fund Services, the Funds' transfer agent (the "Transfer Agent"), will not be responsible for any losses, liability, cost or expense resulting from rejecting any purchase order. Your initial order will not be accepted until a completed account application (an "Account Application") is received by the Fund or the Transfer Agent.

Shares of each Fund are purchased at the NAV per share next calculated after your purchase order is received in good order by the Fund (as defined below), plus any applicable sales charge. Shares may be purchased directly from the Funds or through a financial intermediary, including but not limited to, certain brokers, financial planners, financial advisers, banks, insurance companies, retirement, benefit and pension plans or certain packaged investment products.

Purchases through Financial Intermediaries: For share purchases through a financial intermediary, you must follow the procedures established by your financial intermediary. Your financial intermediary is responsible for sending your purchase order and payment to the Transfer Agent. Your financial intermediary holds the shares in your name and receives all confirmations of purchases and sales from the Funds. Your financial intermediary may charge for the services that it provides to you in connection with processing your transaction order or maintaining an account with them.

If you place an order for a Fund's shares through a financial intermediary that is authorized by the Fund to receive purchase and redemption orders on its behalf (an "Authorized Intermediary"), your order will be processed at the applicable price next calculated after receipt by the Authorized Intermediary, consistent with applicable laws and regulations. Authorized Intermediaries are authorized to designate other Authorized Intermediaries to receive purchase and redemption orders on the Fund's behalf.

If your financial intermediary is not an Authorized Intermediary, your order will be processed at the applicable price next calculated after the Transfer Agent receives your order from your financial intermediary. Your financial intermediary must agree to send immediately available funds to the Transfer Agent in the amount of the purchase price in accordance with the Transfer Agent's procedures. If payment is not received in a timely manner, the Transfer Agent may rescind the transaction and your financial intermediary will be held liable for any resulting fees or losses. Financial intermediaries that are not Authorized Intermediaries may set cut-off times for the receipt of orders that are earlier than the cut-off times established by the Fund.

For more information about your financial intermediary's rules and procedures, and whether your financial intermediary is an Authorized Intermediary, you should contact your financial intermediary directly.

Purchase Requests Must be Received in Good Order: Your share price will be based on the next NAV per share, plus any applicable sales charge, calculated after the Transfer Agent or an Authorized Intermediary receives your purchase request in good order. "Good order" means that your purchase request includes:

- The name of the Fund(s);
- The class of shares to be purchased;

- The dollar amount of shares to be purchased;
- Your account application or investment stub; and
- A check payable to the name of each Fund or a wire transfer received by each Fund.

An Account Application to purchase Fund shares is subject to acceptance by the Fund and is not binding until so accepted. Each Fund reserves the right to reject any Account Application or to reject any purchase order if, in its discretion, it is in the Fund's best interest to do so. For example, a purchase order may be refused if it appears so large that it would disrupt the management of a Fund. Purchases may also be rejected from persons believed to be "market-timers," as described under "Frequent Purchases and Redemptions of Fund Shares," below. Accounts opened by entities, such as corporations, limited liability companies, partnerships or trusts, will require additional documentation. Please note that if any information listed above is missing, your Account Application will be returned and your account will not be opened.

Upon acceptance by a Fund, all purchase requests received in good order before the close of the NYSE (generally 4:00 p.m., Eastern Time) will be processed at the applicable price next calculated after receipt. Purchase requests received after the close of the NYSE will be processed on the following business day and receive the next business day's applicable price per share.

Purchase by Mail. To purchase Fund shares by mail, simply complete and sign the Account Application or investment stub and mail it, along with a check made payable to the Fund:

Regular Mail

Name of the Fund(s)
c/o U.S. Bank Global Fund Services
P.O. Box 219252
Kansas City, MO 64121-9252

Overnight or Express Mail

Name of the Fund(s)
c/o U.S. Bank Global Fund Services
801 Pennsylvania Ave, Suite 219252
Kansas City, MO 64105-1307

The Funds do not consider the U.S. Postal Service or other independent delivery services to be their agents. Therefore, deposit in the mail or with such services, or receipt at the U.S. Bank Global Fund Services' post office box, of purchase or redemption requests does not constitute receipt by the Transfer Agent. Receipt of purchase or redemption requests is determined at the time the order is received at the Transfer Agent's offices. All purchase checks must be in U.S. dollars drawn on a domestic financial institution. The Funds will not accept payment in cash or money orders. To prevent check fraud, the Funds will not accept third party checks, Treasury checks, credit card checks, traveler's checks or starter checks for the purchase of shares. The Funds are unable to accept post-dated checks or any conditional order or payment.

Purchase by Wire. If you are making your first investment in a Fund, the Transfer Agent must have a completed Account Application before you wire the funds. You can mail or use an overnight service to deliver your Account Application to the Transfer Agent at the above address. Upon receipt of your completed Account Application, the Transfer Agent will establish an account for you. Once your account has been established, you may instruct your bank to send the wire. Prior to sending the wire, please call the Transfer Agent at 866-303-8623 to advise them of the wire and to ensure proper credit upon receipt. Your bank must include the name of the Fund(s), the class of shares, your name and your account number so that your wire can be correctly applied. Your bank should transmit immediately available funds by wire to:

Wire to: U.S. Bank, N.A.
ABA Number: 075000022
Credit: U.S. Bancorp Fund Services, LLC
Account: 112-952-137
Further Credit: Name of the Fund(s)
[Class of shares to be purchased]
[Shareholder Name/Account Registration]
[Shareholder Account Number]

Wired funds must be received prior to the close of the NYSE (generally 4:00 p.m., Eastern Time) to be eligible for same day pricing. The Funds and U.S. Bank, N.A., the Funds' custodian, are not responsible for the consequences of delays resulting from the banking or Federal Reserve wire system, or from incomplete wiring instructions.

Investing by Telephone. You may not make initial purchases of Fund shares by telephone. If you accepted telephone transactions on your Account Application or have been authorized to perform telephone transactions by subsequent arrangement in writing with the Fund and your account has been open for at least 7 business days, you may purchase additional shares by telephoning the Fund toll free at 866-303-8623. This option allows investors to move money from their bank account to their Fund account upon request. Only bank accounts held at domestic financial institutions that are Automated Clearing House (“ACH”) members may be used for telephone transactions. The minimum telephone purchase amount is \$100. If your order is received prior to the close of the NYSE (generally 4:00 p.m., Eastern Time), shares will be purchased in your account at the applicable price determined on the day your order is placed. Shareholders may encounter higher than usual call waiting times during periods of high market activity. Please allow sufficient time to place your telephone transaction. The Funds are not responsible for delays due to communications or transmission outages or failure. Once a telephone transaction has been placed, it cannot be canceled or modified after the close of regular trading on the NYSE (generally 4:00 p.m., Eastern Time).

Automatic Investment Plan. For your convenience, each Fund offers an Automatic Investment Plan (“AIP”). Under the AIP, after your initial investment, you may authorize the Fund to withdraw any amount of at least \$1,000 that you wish to invest in the Fund, on a monthly or quarterly basis, from your personal checking or savings account. In order to participate in the AIP, your bank must be a member of the ACH network. If you wish to enroll in the AIP, the appropriate section in the Account Application must be completed. A Fund may terminate or modify this privilege at any time. You may terminate your participation in the AIP at any time by notifying the Transfer Agent five days prior to the next scheduled investment. A fee will be charged if your bank does not honor the AIP draft for any reason.

Subsequent Investments. Subject to the minimum investment amounts described above, you may add to your account at any time by purchasing shares by mail, telephone or wire. You must call to notify the Funds at 866-303-8623 before wiring. An Invest by Mail form, which is attached to your confirmation statement, should accompany any investments made through the mail. All subsequent purchase requests must include the Fund name and your shareholder account number. If you do not have the Invest by Mail form from your confirmation statement, include your name, address, Fund name and account number on a separate piece of paper.

Anti-Money Laundering Program. The Trust has established an Anti-Money Laundering Compliance Program (the “Program”) as required by the Uniting and Strengthening America by Providing Appropriate Tools Required to Intercept and Obstruct Terrorism Act of 2001 (the “USA PATRIOT Act”) and related anti-money laundering laws and regulations. To ensure compliance with these laws and regulations, the Account Application asks for, among other things, the following information for all “customers” seeking to open an “account” (as those terms are defined in rules adopted pursuant to the USA PATRIOT Act):

- Full name;
- Date of birth (individuals only);
- Social Security or taxpayer identification number; and
- Permanent street address (a P.O. Box number alone is not acceptable).

In compliance with the USA PATRIOT Act and other applicable anti-money laundering laws and regulations, the Transfer Agent will verify certain information on your account application as part of the Program. As requested on the account application, you must supply your full name, date of birth, social security number and permanent street address. If you are opening the account in the name of a legal entity (e.g., partnership, limited liability company, business trust, corporation, *etc.*), you must also supply the identity of the beneficial owners. Mailing addresses containing only a P. O. Box will not be accepted. The Funds reserve the right to request additional clarifying information and may close your account if such clarifying information is not received by the Funds within a reasonable time of the request or if the Funds cannot form a reasonable belief as to the true identity of a customer. If you require additional assistance when completing your application, please contact the Transfer Agent at 866-303-8623.

Cancellations and Modifications. The Funds will not accept a request to cancel or modify a written transaction once processing has begun. Please exercise care when placing a transaction request.

HOW TO REDEEM SHARES

Redeeming Shares: In general, orders to sell or “redeem” shares may be placed directly with the Funds or through a financial intermediary. You may redeem all or part of your investment in a Fund’s shares on any business day that the Fund calculates its NAV.

However, if you originally purchased your shares through a broker-dealer or financial intermediary, your redemption order must be placed with the same financial intermediary in accordance with its established procedures. Your financial intermediary is responsible for sending your order to the Transfer Agent and for crediting your account with the proceeds. Your financial intermediary may charge for the services that it provides to you in connection with processing your transaction order or maintaining an account with it.

Shareholders who have an IRA or other retirement plan must indicate on their written redemption request whether to withhold federal income tax. Redemption requests failing to indicate an election not to have tax withheld will generally be subject to 10% withholding. Shares held in IRA or other retirement plan accounts may be redeemed by telephone at 866-303-8623. Investors redeeming by telephone will be asked whether to withhold taxes from any distribution.

Payment of Redemption Proceeds. You may redeem your Fund shares at a price equal to the NAV per share next determined after the Transfer Agent or an Authorized Intermediary receives your redemption request in good order. Your redemption request cannot be processed on days the NYSE is closed. All requests received by a Fund in good order after the close of the regular trading session of the NYSE (generally 4:00 p.m., Eastern Time) will usually be processed on the next business day. Under normal circumstances, the Funds expect to meet redemption requests through the sale of investments held in cash or cash equivalents. In situations in which investment holdings in cash or cash equivalents are not sufficient to meet redemption requests, the Funds will typically borrow money through the Funds' bank line-of-credit. The Funds may also choose to sell portfolio assets for the purpose of meeting such requests. Each Fund further reserves the right to distribute "in-kind" securities from the Fund's portfolio in lieu (in whole or in part) of cash under certain circumstances, including under stressed market conditions. Redemptions-in-kind are discussed in greater detail below.

A redemption request will be deemed in "good order" if it includes:

- The shareholder's name;
- The name of the Fund to be redeemed;
- The class of shares to be redeemed;
- The account number;
- The share or dollar amount to be redeemed; and
- Signatures by all shareholders on the account and signature guarantee(s), if applicable.

Additional documents are required for certain types of redemptions, such as redemptions from accounts held by credit unions, corporations, limited liability companies, or partnerships, or from accounts with executors, trustees, administrators or guardians. Please contact the Transfer Agent to confirm the requirements applicable to your specific redemption request. Redemption requests that do not have the required documentation will be rejected.

While redemption proceeds may be paid by check sent to the address of record, the Funds are not responsible for interest lost on such amounts due to lost or misdirected mail. Redemption proceeds may be wired to your pre-established bank account or proceeds may be sent via electronic funds transfer through the ACH network using the bank instructions previously established for your account. The Funds typically send the redemption proceeds on the next business day (a day when the NYSE is open for normal business) after the redemption request is received in good order and prior to market close, regardless of whether the redemption proceeds are sent via check, wire, or ACH transfer. Wires are subject to a \$15 fee. There is no charge to have proceeds sent via ACH; however, funds are typically credited to your bank within two to three days after redemption. Except as set forth below, proceeds will be paid within seven calendar days after a Fund receives your redemption request. Under unusual circumstances, the Funds may suspend redemptions, or postpone payment for up to seven days, as permitted by federal securities law.

Please note that if the Transfer Agent has not yet collected payment for the shares you are redeeming, it may delay sending the proceeds until the payment is collected, which may take up to 12 calendar days from the purchase date. This delay will not apply if you purchased your shares via wire payment. Furthermore, there are certain times when you may be unable to sell Fund shares or receive proceeds. Specifically, a Fund may suspend the right to redeem shares or postpone the date of payment upon redemption for more than seven calendar days: (1) for any period during which the NYSE is closed (other than customary weekend or holiday closings) or trading on the NYSE is restricted; (2) for any period during which an emergency exists as a result of which disposal by the Fund of its securities is not reasonably practicable or it is not reasonably practicable for the Fund to fairly determine the value of its net assets; or (3) for such other periods as the U.S. Securities and Exchange Commission ("SEC") may by order permit for the protection of shareholders. Your ability to redeem shares by telephone will be restricted for 15 calendar days after you change your address. You may change your address at any time by telephone or written request, addressed to the Transfer Agent. Confirmations of an address change will be sent to both your old and new address.

Signature Guarantee. Redemption proceeds will be sent to the address of record. The Transfer Agent may require a signature guarantee for certain requests. A signature guarantee assures that your signature is genuine and protects you from unauthorized account redemptions. Signature guarantees can be obtained from domestic banks, brokers, dealers, credit unions, national securities exchanges, registered securities associations, clearing agencies and savings associations, as well as from participants in the New York Stock Exchange Medallion Signature Program and the Securities Transfer Agents Medallion Program (“STAMP”), but not from a notary public. A signature guarantee, from either a Medallion program member or a non-Medallion program member, is required of each owner in the following situations:

- If ownership is being changed on your account;
- When redemption proceeds are payable or sent to any person, address or bank account not on record;
- When a redemption is received by the Transfer Agent and the account address has changed within the last 15 calendar days;
- For all redemptions in excess of \$100,000 from any shareholder account where the proceeds are requested to be sent by check.

Non-financial transactions, including establishing or modifying the ability to purchase and redeem Fund shares by telephone and certain other services on an account, may require a signature guarantee, signature verification from a Signature Validation Program member, or other acceptable form of authentication from a financial institution source.

In addition to the situations described above, each Fund and/or the Transfer Agent reserve(s) the right to require a signature guarantee or other acceptable signature verification in other instances based on the circumstances relative to the particular situation.

Redemption by Mail. You can execute most redemptions by furnishing an unconditional written request to the Funds to redeem your shares at the current NAV per share. Written redemption requests should be sent to the Transfer Agent at:

Regular Mail

[Name of Fund(s)]
[Name of Class]
c/o U.S. Bank Global Fund Services
P.O. Box 219252
Kansas City, MO 64121-9252

Overnight or Express Mail

[Name of Fund(s)]
[Name of Class]
c/o U.S. Bank Global Fund Services
801 Pennsylvania Ave, Suite 219252
Kansas City, MO 64105-1307

TYPE OF REGISTRATION	REQUIREMENTS
Individual, Joint Tenants, Sole Proprietorship, Custodial (Uniform Gifts to Minors Act) and General Partners	Redemption requests must be signed by all person(s) required to sign for the account, exactly as it is registered.
Corporations and Associations	Redemption request and a corporate resolution, signed by person(s) required to sign for the account, accompanied by signature guarantee(s).
Trusts	Redemption request signed by the trustee(s). A signature guarantee may be required. See “Signature Guarantee” above for those situations where a signature guarantee is needed. (If the Trustee’s name is not registered on the account, a copy of the trust document certified within the past 60 days is also required.)

The Funds do not consider the U.S. Postal Service or other independent delivery services to be their agents. Therefore, a deposit in the mail or with such services, or receipt at the U.S. Bank Global Fund Services’ post office box, of purchase orders or redemption requests does not constitute receipt by the Funds’ Transfer Agent. Receipt of purchase orders or redemption requests is based on when the order is received at the Transfer Agent’s offices.

Wire Redemption. Wire transfers may be arranged to redeem shares. However, the Transfer Agent charges a fee, currently \$15, per wire redemption against your account on dollar specific trades, and from proceeds on complete redemptions and share-specific trades.

Telephone Redemption. If you are set up to perform telephone transactions (either through your Account Application or by subsequent arrangements in writing), you may redeem shares in any amount up to \$50,000 by instructing the Transfer Agent by telephone at 866-303-8623. You must redeem at least \$100 for each telephone redemption. During periods of high market activity, shareholders may encounter higher than usual call waiting times. Please allow sufficient time to place your telephone transaction. The Funds are not responsible for delays due to communications or transmission outages or failure.

In order to qualify for, or to change, telephone redemption privileges on an existing account, a signature guarantee, signature verification from a Signature Validation Program member, or other acceptable form of authentication from a financial institution source may be required of all shareholders in order to qualify for, or to change, telephone redemption privileges on an existing account. Telephone redemptions will not be made if you have notified the Transfer Agent of a change of address within 15 days before the redemption request. Shareholders may encounter higher than usual call waiting times during periods of high market activity. Please allow sufficient time to place your telephone transaction. The Funds are not responsible for delays due to communication or transmission outages or failures.

Neither the Funds nor any of their service providers will be liable for any loss or expense in acting upon any telephone instructions that are reasonably believed to be genuine. The Funds will use reasonable procedures to attempt to confirm that all telephone instructions are genuine, such as requesting a shareholder to correctly state:

- His or her Fund account number;
- The name in which his or her account is registered; and/or
- The Social Security or taxpayer identification number under which the account is registered.

If an account has more than one owner or person authorized to perform transactions, the Funds will accept telephone instructions from any one owner or authorized person.

Systematic Withdrawal Program. If you own shares with a value of \$10,000 or more, you may participate in the Systematic Withdrawal Plan. The Funds' systematic withdrawal option allows you to move money automatically from your Fund account via check to your address of record or to your bank account according to the schedule you select. The minimum systematic withdrawal amount is \$100.

To select the systematic withdrawal option, you must check the appropriate box on your New Account Application or submit a written request that should include the frequency, amount of the withdrawal, payment method, the account number and the signature(s) of all owners. You may elect to change or terminate your participation in this Plan at any time by contacting the Transfer Agent at least five days prior to the next scheduled withdrawal. If you expect to purchase additional Fund shares, it may not be to your advantage to participate in the Systematic Withdrawal Plan because contemporaneous purchases and redemptions may result in adverse tax consequences. For more information about this service, please see call the Transfer Agent at 866-303-8623.

The Funds' Right to Redeem an Account. Each Fund reserves the right to redeem the shares of any shareholder whose account balance is less than \$1,000, other than as a result of a decline in the NAV of a Fund. The Fund will provide a shareholder with written notice 30 days prior to redeeming the shareholder's account.

Redemption-in-Kind. Each Fund generally pays redemption proceeds in cash. However, under unusual conditions that make the payment of cash unwise (and for the protection of the Fund's remaining shareholders), a Fund may pay all or part of a shareholder's redemption proceeds in portfolio securities with a market value equal to the redemption price (redemption-in-kind).

Specifically, if the amount you are redeeming from a Fund during any 90-day period is in excess of the lesser of \$250,000 or 1% of the Fund's net assets, valued at the beginning of such period, the Fund has the right to redeem your shares by giving you the amount that exceeds this threshold in securities instead of cash. If the Fund pays your redemption proceeds by a distribution of securities, you could incur brokerage or other charges in converting the securities to cash, and you may incur a taxable capital gain or loss as a result of the distribution. In addition, you will bear any market risks associated with such securities until they are converted into cash.

Cancellations and Modifications. The Funds will not accept a request to cancel or modify a written transaction once processing has begun. Please exercise care when placing a transaction request.

HOW TO EXCHANGE SHARES

You may exchange shares of one Fund for shares in an identically registered account of another Fund of the same Class at their respective NAV per share without payment of a fee.

Exercising the exchange privilege consists of two transactions: a sale of shares in one Fund and the purchase of shares in another. As a result, the exchange may have tax consequences. A shareholder could realize short- or long-term capital gains or losses. An exchange

request received prior to the close of the NYSE will be made at that day's closing NAV per share. The Funds reserve the right to refuse the purchase side of any exchange that would not be in the best interests of a Fund or its shareholders and could adversely affect the Fund or its operations. The Funds may modify or terminate the exchange privilege at any time.

Financial advisers (or their agents) maintaining shareholder accounts may charge their customers a processing or service fee in connection with an exchange of Fund shares. The amount and applicability of any such fee is determined and should be disclosed to its customers by each financial adviser. Processing or service fees typically are fixed, nominal dollar amounts and are in addition to the sales and other charges described in this Prospectus and the SAI. Your financial adviser should provide you with specific information about any processing or service fees you will be charged.

Certain financial advisers (or their agents) are authorized to accept exchange orders on behalf of the Funds. A Fund will be deemed to have received an exchange order when an authorized financial adviser (or its agent) accepts the exchange order and such order will be priced at the NAV per share next calculated, plus any applicable sales charge, after such order is accepted by the financial adviser (or its agent).

If you hold shares through a financial adviser (or their agent), you may be able to exchange your shares for a different share class that has a lower expense ratio provided that certain conditions established by your financial adviser are met. This exchange feature is intended for shares held through a financial adviser offering an investment program with an all-inclusive fee, such as a wrap fee or other fee-based program specific for this purpose. In such instance, your shares automatically may be exchanged under certain circumstances. Class A and C shares are not eligible for conversion until the applicable CDSC period has expired. A Fund will use the date of your original share purchase to determine whether you must pay a CDSC when you sell the shares of the Fund acquired in the exchange.

Exchanges By Mail. To exchange Fund shares by mail, simply complete a written request and mail it to the Funds:

Regular Mail

[Name of Fund(s)]

c/o U.S. Bank Global Fund Services

P.O. Box 219252

Kansas City, MO 64121-9252

Overnight or Express Mail

[Name of Fund(s)]

c/o U.S. Bank Global Fund Services

801 Pennsylvania Ave, Suite 219252

Kansas City, MO 64105-1307

The written request must contain the following information:

- Your account number;
- The names of each Fund and Share Class you are exchanging;
- The dollar amount or number of shares you want to sell (and exchange); and
- A completed Account Application for the other funds in the Trust that the Adviser manages into which you want to exchange, if you desire different account privileges than those currently associated with your current Fund account.

TYPE OF REGISTRATION	REQUIREMENTS
Individual, Joint Tenants, Sole Proprietorship, Custodial (Uniform Gifts to Minors Act) and General Partners	Exchange requests must be signed by all person(s) required to sign for the account, exactly as it is registered.
Corporations and Associations	Exchange request and a corporate resolution, signed by person(s) required to sign for the account
Trusts	Exchange request signed by the trustee(s). (If the Trustee's name is not registered on the account, a copy of the trust document certified within the past 60 days is also required.)

The Funds do not consider the U.S. Postal Service or other independent delivery services to be their agents. Therefore, a deposit in the mail or with such services, or receipt at the U.S. Bank Global Fund Services' post office box, of purchase orders or redemption requests does not constitute receipt by the Funds' Transfer Agent. Receipt of purchase orders or redemption requests is based on when the order is received at the Transfer Agent's offices.

Exchanges by Telephone. If you are set up to perform telephone transactions (either through your New Account Application or by subsequent arrangements in writing), you may exchange shares in any amount up to \$50,000 by instructing the Transfer Agent by telephone at 866-303-8623. You must exchange at least \$100 for each telephone exchange. Exchange requests for amounts exceeding \$50,000 must be made in writing.

Neither the Funds nor any of their service providers will be liable for any loss or expense in acting upon any telephone instructions that are reasonably believed to be genuine. The Funds will use reasonable procedures to attempt to confirm that all telephone instructions are genuine, such as requesting you to correctly state:

- Your Fund account number(s);
- The name in which your account is registered;
- The name of your banking institution;
- Your bank account number; and/or
- The social security or taxpayer identification number under which the account is registered.

FREQUENT PURCHASES AND REDEMPTIONS OF FUND SHARES

The Funds are intended for long-term investors. Short-term “market-timers” who engage in frequent purchases and redemptions may disrupt a Fund’s investment program and create additional transaction costs that are borne by all of the Funds’ shareholders. The Board has adopted policies and procedures that are designed to discourage excessive, short-term trading and other abusive trading practices that may disrupt portfolio management strategies and harm performance. The Funds take steps to reduce the frequency and effect of these activities in the Funds. These steps include, among other things, monitoring trading activity and using fair value pricing. Although these efforts are designed to discourage abusive trading practices, these tools cannot eliminate the possibility that such activity will occur. The Funds seek to exercise judgment in implementing these tools to the best of their abilities in a manner that they believe is consistent with shareholder interests. Except as noted herein, the Funds intend to apply all restrictions uniformly in all applicable cases.

Monitoring Trading Practices. The Funds monitor selected trades in an effort to detect excessive short-term trading activities. If, as a result of this monitoring, a Fund believes that a shareholder has engaged in excessive short-term trading, it may, in its discretion, ask the shareholder to stop such activities or refuse to process purchases in the shareholder’s accounts. In making such judgments, each Fund seeks to act in a manner that it believes is consistent with the best interests of its shareholders. The Funds use a variety of techniques to monitor for and detect abusive trading practices. These techniques may change from time to time as determined by the Funds in their sole discretion. To minimize harm to the Funds and their shareholders, each Fund reserves the right to reject any purchase order (but not a redemption request), in whole or in part, for any reason and without prior notice. A Fund may decide to restrict purchase and sale activity in its shares based on various factors, including whether frequent purchase and sale activity will disrupt portfolio management strategies and adversely affect Fund performance.

Fair Value Pricing. Each Fund employs fair value pricing selectively to ensure greater accuracy in its daily NAVs and to prevent dilution by frequent traders or market timers who seek to take advantage of temporary market anomalies. The Board has developed procedures that utilize fair value pricing when reliable market quotations are not readily available or when corporate events, events in the securities market and/or world events cause the Adviser to believe that a security’s last sale price may not reflect its actual market value. Valuing securities at fair value involves reliance on judgment. Fair value determinations are made in good faith in accordance with procedures adopted by the Board. There can be no assurance that a Fund will obtain the fair value assigned to a security if it were to sell the security at approximately the time at which the Fund determines its NAV per share. More detailed information regarding fair value pricing can be found in this Prospectus under the heading entitled “How Shares are Priced.”

Due to the complexity and subjectivity involved in identifying abusive trading activity and the volume of shareholder transactions each Fund handles, there can be no assurance that a Fund’s efforts will identify all trades or trading practices that may be considered abusive. In particular, since each Fund receives purchase and sale orders through Authorized Intermediaries that use group or omnibus accounts, a Fund cannot always detect frequent trading. However, the Funds will work with Authorized Intermediaries as necessary to discourage shareholders from engaging in abusive trading practices and to impose restrictions on excessive trades. In this regard, each Fund has entered into information sharing agreements with Authorized Intermediaries pursuant to which these intermediaries are required to provide to the Fund, at the Fund’s request, certain information relating to their customers investing in the Fund through

non-disclosed or omnibus accounts. The Funds will use this information to attempt to identify abusive trading practices. Authorized Intermediaries are contractually required to follow any instructions from a Fund to restrict or prohibit future purchases from shareholders that are found to have engaged in abusive trading in violation of the Funds' policies. However, a Fund cannot guarantee the accuracy of the information provided to it from Authorized Intermediaries and cannot ensure that it will always be able to detect abusive trading practices that occur through non-disclosed and omnibus accounts. As a result, the Funds' ability to monitor and discourage abusive trading practices in non-disclosed and omnibus accounts may be limited.

TAX STATUS, DIVIDENDS AND DISTRIBUTIONS

Except for the Defender Fund, each Fund intends to distribute substantially all its net investment income quarterly and net capital gains annually. The Defender Fund intends to distribute substantially all of its net investment income monthly and net capital gains annually. The Defender Fund's monthly income distributions will be a set amount based on projected annual income of the Fund and as a result it is possible that shareholders will receive some return of capital from time to time.

Distributions of each Fund's net investment company taxable income (which includes, but is not limited to, interest, dividends, net short-term capital gains, and net gains from foreign currency transactions), if any, are generally taxable to the Fund's shareholders as ordinary income. To the extent that a Fund's distributions of net investment company taxable income are designated as attributable to "qualified dividend" income, such income may be subject to tax at the reduced rate of federal income tax applicable to non-corporate shareholders for net long-term capital gains, if certain holding period requirements have been satisfied by the shareholder. To the extent a Fund's distributions of net investment company taxable income are attributable to net short-term capital gains, such distributions will be treated as ordinary dividend income for the purposes of income tax reporting and will not be available to offset a shareholder's capital losses from other investments.

Distributions of net capital gains (net long-term capital gains less net short-term capital losses) are generally taxable as long-term capital gains (currently at a maximum rate of 20% for individual shareholders in the highest income tax bracket) regardless of the length of time that a shareholder has owned Fund shares, unless you are a tax-exempt organization or are investing through a tax-advantaged arrangement such as a 401(k) plan or IRA.

Pursuant to provisions of the Health Care and Education Reconciliation Act, a 3.8% Medicare tax on net investment income (including capital gains and dividends) will also be imposed on individuals, estates and trusts, subject to certain income thresholds.

You will be taxed in the same manner whether you receive your distributions (whether of net investment company taxable income or net capital gains) in cash or reinvest them in additional Fund shares. Distributions are generally taxable when received. However, distributions declared in October, November or December to shareholders of record on a date in such a month and paid the following January are taxable as if received on December 31.

Shareholders who sell, or redeem, shares generally will have a capital gain or loss from the sale or redemption. The amount of the gain or loss and the applicable rate of federal income tax will depend generally upon the amount paid for the shares, the amount of reinvested taxable distributions, if any, the amount received from the sale or redemption and how long the shares were held by a shareholder. Any loss arising from the sale or redemption of shares held for six months or less, however, is treated as a long-term capital loss to the extent of any amounts treated as distributions of net capital gain received on such shares. In determining the holding period of such shares for this purpose, any period during which your risk of loss is offset by means of options, short sales or similar transactions is not counted. If you purchase Fund shares within 30 days before or after redeeming other Fund shares at a loss, all or part of that loss will not be deductible and will instead increase the basis of the newly purchased shares.

Shareholders will be advised annually as to the federal tax status of all distributions made by each Fund for the preceding year. Distributions by the Funds may also be subject to state and local taxes. Additional tax information may be found in the SAI.

This section assumes you are a U.S. shareholder and is also not intended to be a full discussion of federal tax laws and the effect of such laws on you. There may be other federal, state, foreign or local tax considerations applicable to a particular investor. You are urged to consult your own tax adviser.

DISTRIBUTION OF SHARES

Distributor: Quasar Distributors, LLC (the "Distributor") is located at 3 Canal Plaza, Suite 100, Portland, Maine 04101, and serves as distributor and principal underwriter to the Fund. The Distributor is a registered broker-dealer and member of the Financial Industry Regulatory Authority, Inc. Shares of the Fund are offered on a continuous basis.

Distribution Fees: The Funds have adopted a Distribution Plan pursuant to Rule 12b-1 (a “Plan”) under the 1940 Act with respect to the sale and distribution of Class A shares and Class C shares of the Funds. Pursuant to the Plan, the Funds pays the distributor an annual fee for distribution and shareholder servicing expenses of 0.25% of the relevant Fund’s average daily net assets attributable to the Class A shares; and 1.00% of relevant Fund’s average daily net assets attributable to Class C shares. A portion of the fee payable pursuant to the Plan, equal to up to 0.25% of the average daily net assets, may be characterized as a service fee as such term is defined under Rule 2341 of the FINRA Conduct Rules. A service fee includes payment made for personal service and/or the maintenance of shareholder accounts. Because 12b-1 fees are paid out of the relevant Fund’s assets on an on-going basis, over time these fees will increase the cost of your investment and may cost you more than paying other types of sales charges.

Additional Compensation to Financial Intermediaries: The Funds may pay service fees to intermediaries, such as banks, broker-dealers, financial advisers or other financial institutions, including affiliates of the Adviser, for sub-administration, sub-transfer agency and other shareholder services associated with shareholders whose shares are held of record in omnibus accounts, other group accounts or accounts traded through registered securities clearing agents.

The Adviser, out of its own resources and without additional cost to the Funds or their shareholders, may provide additional cash payments to intermediaries who sell shares of the Fund. These payments and compensation are in addition to service fees paid by a Fund, if any. Payments are generally made to intermediaries that provide shareholder servicing, marketing support or access to sales meetings, sales representatives and management representatives of the intermediary. Payments may also be paid to intermediaries for inclusion of the Funds on a sales list, including a preferred or select sales list or in other sales programs. Compensation may be paid as an expense reimbursement in cases in which the intermediary provides shareholder services to the Funds. The Adviser may also pay cash compensation in the form of finder’s fees that vary depending on the dollar amount of the shares sold.

Householding: In an effort to decrease costs, the Funds intend to reduce the number of duplicate prospectuses and other similar documents you receive by sending only one copy of each to those addresses shared by two or more accounts and to shareholders the Funds reasonably believe are from the same family or household. If you would like to discontinue householding for your accounts, please call toll-free at 866-303-8623 to request individual copies of these documents. Once the Funds receive notice to stop householding, the Funds will begin sending individual copies 30 days after receiving your request. This householding policy does not apply to account statements.

Lost Shareholders, Inactive Accounts and Unclaimed Property. It is important that the Fund maintain a correct address for each shareholder. An incorrect address may cause a shareholder’s account statements and other mailings to be returned to the Fund. Based upon statutory requirements for returned mail, the Fund will attempt to locate the shareholder or rightful owner of the account. If the Fund is unable to locate the shareholder, then they will determine whether the shareholder’s account can legally be considered abandoned. Your mutual fund account may be transferred to the state government of your state of residence if no activity occurs within your account during the “inactivity period” specified in your state’s abandoned property laws. The Fund is legally obligated to escheat (or transfer) abandoned property to the appropriate state’s unclaimed property administrator in accordance with statutory requirements. The shareholder’s last known address of record determines which state has jurisdiction. Please proactively contact the Transfer Agent toll-free at 866-303-8623 at least annually to ensure your account remains in active status.

If you are a resident of the state of Texas, you may designate a representative to receive notifications that, due to inactivity, your mutual fund account assets may be delivered to the Texas Comptroller. Please contact the Transfer Agent if you wish to complete a Texas Designation of Representative form.

FINANCIAL HIGHLIGHTS

The Financial Highlights information is presented for the Funds during the periods indicated. With respect to the Managed Income Fund and Dynamic Allocation Fund, the financial data for periods prior to the Reorganization, which occurred as of the close of business on June 24, 2022, is the financial history of the Managed Income Predecessor Fund and Dynamic Allocation Predecessor Fund, respectively. Prior to the Reorganization, each of the Managed Income Fund and Dynamic Allocation Fund was a “shell” fund with no assets and had not commenced operations.

The financial highlights table is intended to help you understand each Fund’s financial performance for the past five fiscal years or shorter period as applicable. Certain information reflects financial results for a single Fund share. The total returns in the table represent the rate that an investor would have earned (or lost) on an investment in a Fund (assuming reinvestment of all dividends and distributions). The December 31, 2024, December 31, 2023, December 31, 2022, and December 31, 2020 audited financial statements of the Funds have been audited by Cohen & Company, Ltd., whose report, along with the Funds’ financial statements, are included in the Funds’ December 31, 2024 annual report, which is available upon request. The information in the tables below for the fiscal period ended December 31, 2021 has been derived from the financial statements audited by the independent registered public accounting firm for the Managed Income Predecessor Fund and Dynamic Allocation Predecessor Fund. Financial statements from prior fiscal years are available upon request.

FINANCIAL HIGHLIGHTS (Continued)

Kensington Managed Income Fund

Class A

	Year Ended December 31, 2024	Year Ended December 31, 2023	Year Ended December 31, 2022	Year Ended December 31, 2021	Year Ended December 31, 2020
PER COMMON SHARE DATA⁽¹⁾:					
Net asset value, beginning of year	\$9.81	\$9.84	\$10.56	\$10.78	\$10.20
INVESTMENT OPERATIONS:					
Net investment income ⁽²⁾	0.53	0.49	0.05	0.25 ⁽³⁾	0.31 ⁽³⁾
Net realized and unrealized gain (loss) on investments	(0.13)	(0.14)	(0.72)	(0.13)	0.49
Total from investment operations	0.40	0.35	(0.67)	0.12	0.80
LESS DISTRIBUTIONS FROM:					
Net investment income	(0.52)	(0.38)	(0.05)	(0.24)	(0.19)
Net realized gains	—	—	—	(0.10)	(0.02)
Return of capital	—	—	—	—	(0.01)
Total distributions	(0.52)	(0.38)	(0.05)	(0.34)	(0.22)
Net asset value, end of year	\$9.69	\$9.81	\$9.84	\$10.56	\$10.78
Total return ⁽⁴⁾	4.12%	3.67%	-6.31%	1.05%	7.87%
SUPPLEMENTAL DATA AND RATIOS:					
Net assets, end of year (in 000's)	\$25,780	\$28,050	\$71,700	\$61,130	\$38,110
Ratio of expenses to average net assets ⁽⁵⁾⁽⁶⁾ :					
Before expense waiver/recoupment	1.62%	1.62%	1.63%	1.66%	1.77%
After expense waiver/recoupment	1.60%	1.60%	1.61%	1.66%	1.79%
Ratio of net investment income to average net assets	5.20%	3.83%	0.54%	2.31%	2.93%
Portfolio turnover rate	134%	600%	1,244%	220%	233%

(1) For an A Class Share outstanding for the entire period.

(2) Recognition of net investment income by the Fund is affected by the timing of the declaration of dividends by the underlying investment companies in which the Fund invests.

(3) Per share amounts calculated using average shares method.

(4) Total return does not reflect sales charges.

(5) Does not include expenses of investment companies in which the Fund invests.

(6) On June 24, 2022, the Adviser lowered the limit of annual operating expenses from 2.05% to 1.60%.

FINANCIAL HIGHLIGHTS (Continued)

Kensington Managed Income Fund

Institutional Class

	Year Ended December 31, 2024	Year Ended December 31, 2023	Year Ended December 31, 2022	Year Ended December 31, 2021	Year Ended December 31, 2020
PER COMMON SHARE DATA⁽¹⁾					
Net asset value, beginning of year	\$9.83	\$9.86	\$10.58	\$10.80	\$10.21
INVESTMENT OPERATIONS:					
Net investment income ⁽²⁾	0.53	0.42	0.07	0.28 ⁽³⁾	0.32 ⁽³⁾
Net realized and unrealized gain (loss) on investments	(0.11)	(0.04)	(0.72)	(0.13)	0.51
Total from investment operations	0.42	0.38	(0.65)	0.15	0.83
LESS DISTRIBUTIONS FROM:					
Net investment income	(0.54)	(0.41)	(0.07)	(0.27)	(0.21)
Net realized gains	—	—	—	(0.10)	(0.02)
Return of capital	—	—	—	—	(0.01)
Total distributions	(0.54)	(0.41)	(0.07)	(0.37)	(0.24)
Net asset value, end of year	\$9.71	\$9.83	\$9.86	\$10.58	\$10.80
Total return	4.38%	3.97%	-6.11%	1.29%	8.13%
SUPPLEMENTAL DATA AND RATIOS:					
Net assets, end of year (in 000's)	\$822,592	\$775,312	\$895,811	\$721,445	\$296,660
Ratio of expenses to average net assets ⁽⁴⁾⁽⁵⁾ :					
Before expense waiver/recoupment	1.37%	1.37%	1.38%	1.41%	1.59%
After expense waiver/recoupment	1.35%	1.35%	1.36%	1.41%	1.61%
Ratio of net investment income to average net assets:	5.44%	4.07%	0.79%	2.54%	3.06%
Portfolio turnover rate	134%	600%	1,244%	220%	233%

(1) For an Institutional Class Share outstanding for the entire period.

(2) Recognition of net investment income by the Fund is affected by the timing of the declaration of dividends by the underlying investment companies in which the Fund invests.

(3) Per share amounts calculated using average shares method.

(4) Does not include expenses of investment companies in which the Fund invests.

(5) On June 24, 2022, the Adviser lowered the limit of annual operating expenses from 1.45% to 1.35%.

FINANCIAL HIGHLIGHTS (Continued)

Kensington Managed Income Fund

Class C

	Year Ended December 31, 2024	Year Ended December 31, 2023	Year Ended December 31, 2022	Year Ended December 31, 2021	Year Ended December 31, 2020
PER COMMON SHARE DATA⁽¹⁾:					
Net asset value, beginning of year	\$9.72	\$9.75	\$10.52	\$10.74	\$10.19
INVESTMENT OPERATIONS:					
Net investment income (loss) ⁽²⁾	0.44	0.30	(0.03)	0.17 ⁽³⁾	0.22 ⁽³⁾
Net realized and unrealized gain (loss) on investments	(0.13)	(0.02)	(0.71) ⁽⁴⁾	(0.13)	0.49
Total from investment operations	0.31	0.28	(0.74)	0.04	0.71
LESS DISTRIBUTIONS FROM:					
Net investment income	(0.44)	(0.31)	(0.03)	(0.16)	(0.13)
Net realized gains	—	—	—	(0.10)	(0.02)
Return of capital	—	—	—	—	(0.01)
Total distributions	(0.44)	(0.31)	(0.03)	(0.26)	(0.16)
Net asset value, end of year	\$9.59	\$9.72	\$9.75	\$10.52	\$10.74
Total return ⁽⁵⁾	3.26%	2.92%	-7.00%	0.35%	6.95%
SUPPLEMENTAL DATA AND RATIOS:					
Net assets, end of year (in 000's)	\$7,865	\$9,914	\$15,245	\$16,727	\$11,749
Ratio of expenses to average net assets ⁽⁶⁾⁽⁷⁾ :					
Before expense waiver/recoupment	2.37%	2.37%	2.38%	2.41%	2.55%
After expense waiver/recoupment	2.35%	2.35%	2.36%	2.41%	2.57%
Ratio of net investment income (loss) to average net assets	4.45%	3.07%	-0.21%	1.59%	2.07%
Portfolio turnover rate	134%	600%	1,244%	220%	233%

(1) For a C Class Share outstanding for the entire period.

(2) Recognition of net investment income by the Fund is affected by the timing of the declaration of dividends by the underlying investment companies in which the Fund invests.

(3) Per share amounts calculated using average shares method.

(4) Realized and unrealized gains (losses) per share in this caption are balancing amounts necessary to reconcile the change in net asset value per share for the year, and may not reconcile with the aggregate gains on the Statement of Operations due to share transactions for the year.

(5) Total return does not reflect sales charges.

(6) Does not include expenses of investment companies in which the Fund invests.

(7) On June 24, 2022, the Adviser lowered the limit of annual operating expenses from 2.99% to 2.35%.

FINANCIAL HIGHLIGHTS (Continued)

Kensington Dynamic Allocation Fund

A Class

	Year Ended December 31, 2024	Year Ended December 31, 2023	Year Ended December 31, 2022	Year Ended December 31, 2021	Since Inception ⁽¹⁾ through December 31, 2020
PER COMMON SHARE DATA⁽²⁾:					
Net asset value, beginning of period	\$11.58	\$10.15	\$11.26	\$10.10	\$10.00
INVESTMENT OPERATIONS:					
Net investment income (loss) ⁽³⁾	0.09 ⁽⁴⁾	0.14	(0.04)	(0.13) ⁽⁴⁾	0.05 ⁽⁴⁾
Net realized and unrealized gain (loss) on investments	(0.05)	1.40	(0.97)	2.20	0.08
Total from investment operations	0.04	1.54	(1.01)	2.07	0.13
LESS DISTRIBUTIONS FROM:					
Net investment income	(0.13)	(0.11)	—	—	(0.03)
Net realized gains	(0.67)	—	(0.10)	(0.91)	—
Total distributions	(0.80)	(0.11)	(0.10)	(0.91)	(0.03)
Net asset value, end of period	\$10.82	\$11.58	\$10.15	\$11.26	\$10.10
Total return ⁽⁵⁾⁽⁶⁾	0.33%	15.29%	-8.96%	20.48%	1.35%
SUPPLEMENTAL DATA AND RATIOS:					
Net assets, end of period (in 000's)	\$25,822	\$36,708	\$28,582	\$20,413	\$3,588
Ratio of expenses to average net assets ⁽⁷⁾⁽⁸⁾⁽⁹⁾ :					
Before expense waiver/recoupment	1.61%	1.62%	1.64%	1.70%	2.36%
After expense waiver/recoupment	1.61%	1.63%	1.62%	1.72%	2.04%
Ratio of net investment income (loss) to average net assets ⁽⁸⁾	0.74%	1.24%	-0.26%	-1.06%	2.71%
Portfolio turnover rate ⁽⁶⁾	553%	1,100%	1,127%	786%	277%

(1) October 23, 2020.

(2) For an A Class Share outstanding for the entire period.

(3) Recognition of net investment income by the Fund is affected by the timing of the declaration of dividends by the underlying investment companies in which the Fund invests.

(4) Per share amounts calculated using average shares method.

(5) Total return does not reflect sales charges.

(6) Not annualized for periods less than one year.

(7) Does not include expenses of investment companies in which the Fund invests.

(8) Annualized for periods less than one year.

(9) On June 24, 2022, the Adviser lowered the limit of annual operating expenses from 2.04% to 1.63%.

FINANCIAL HIGHLIGHTS (Continued)

Kensington Dynamic Allocation Fund

Institutional Class

	Year Ended December 31, 2024	Year Ended December 31, 2023	Year Ended December 31, 2022	Year Ended December 31, 2021	Since Inception ⁽¹⁾ through December 31, 2020
PER COMMON SHARE DATA⁽²⁾:					
Net asset value, beginning of period	\$11.67	\$10.22	\$11.30	\$10.11	\$10.00
INVESTMENT OPERATIONS:					
Net investment income (loss) ⁽³⁾	0.12 ⁽⁵⁾	0.16	— ⁽⁴⁾	(0.09) ⁽⁵⁾	0.04 ⁽⁵⁾
Net realized and unrealized gain (loss) on investments	(0.06)	1.42	(0.98)	2.19	0.11
Total from investment operations	0.06	1.58	(0.98)	2.10	0.15
LESS DISTRIBUTIONS FROM:					
Net investment income	(0.15)	(0.13)	—	—	(0.04)
Net realized gains	(0.67)	—	(0.10)	(0.91)	—
Total distributions	(0.82)	(0.13)	(0.10)	(0.91)	(0.04)
Net asset value, end of period	\$10.91	\$11.67	\$10.22	\$11.30	\$10.11
Total return ⁽⁶⁾	0.47%	15.59%	-8.67%	20.76%	1.47%
SUPPLEMENTAL DATA AND RATIOS:					
Net assets, end of period (in 000's)	\$843,509	\$1,143,770	\$885,688	\$339,324	\$58,914
Ratio of expenses to average net assets ⁽⁷⁾⁽⁸⁾⁽⁹⁾ :					
Before expense waiver/recoupment	1.36%	1.37%	1.39%	1.45%	2.12%
After expense waiver/recoupment	1.36%	1.38%	1.37%	1.47%	1.64%
Ratio of net investment income (loss) to average net assets ⁽⁸⁾	0.99%	1.49%	-0.01%	-0.73%	2.20%
Portfolio turnover rate ⁽⁶⁾	553%	1,100%	1,127%	786%	277%

(1) October 23, 2020.

(2) For an Institutional Class Share outstanding for the entire period.

(3) Recognition of net investment income (loss) by the Fund is affected by the timing of the declaration of dividends by the underlying investment companies in which the Fund invests.

(4) Amount per share rounds to \$0.00.

(5) Per share amounts calculated using average shares method.

(6) Not annualized for periods less than one year.

(7) Does not include expenses of investment companies in which the Fund invests.

(8) Annualized for periods less than one year.

(9) On June 24, 2022, the Adviser lowered the limit of annual operating expenses from 1.64% to 1.38%.

FINANCIAL HIGHLIGHTS (Continued)

Kensington Dynamic Allocation Fund

C Class

	Year Ended December 31, 2024	Year Ended December 31, 2023	Year Ended December 31, 2022	Year Ended December 31, 2021	Since Inception ⁽¹⁾ through December 31, 2020
PER COMMON SHARE DATA⁽²⁾:					
Net asset value, beginning of period	\$11.38	\$10.00	\$11.18	\$10.11	\$10.00
INVESTMENT OPERATIONS:					
Net investment income (loss) ⁽³⁾	— ⁽⁴⁾⁽¹⁰⁾	0.01	(0.10)	(0.21) ⁽⁴⁾	0.05 ⁽⁴⁾
Net realized and unrealized gain (loss) on investments	(0.05)	1.43	(0.98)	2.19	0.09
Total from investment operations	(0.05)	1.44	(1.08)	1.98	0.14
LESS DISTRIBUTIONS FROM:					
Net investment income	(0.08)	(0.06)	—	—	(0.03)
Net realized gains	(0.67)	—	(0.10)	(0.91)	—
Total distributions	(0.75)	(0.06)	(0.10)	(0.91)	(0.03)
Net asset value, end of period	\$10.58	\$11.38	\$10.00	\$11.18	\$10.11
Total return ⁽⁵⁾⁽⁶⁾	-0.47%	14.49%	-9.65%	19.57%	1.39%
SUPPLEMENTAL DATA AND RATIOS:					
Net assets, end of period (in 000's)	\$8,433	\$16,482	\$21,018	\$11,279	\$2,086
Ratio of expenses to average net assets ⁽⁷⁾⁽⁸⁾⁽⁹⁾ :					
Before expense waiver/recoupment	2.35%	2.37%	2.39%	2.44%	2.96%
After expense waiver/recoupment	2.35%	2.38%	2.37%	2.47%	2.64%
Ratio of net investment income (loss) to average net assets ⁽⁸⁾	0.00%	0.50%	-1.01%	-1.77%	2.50%
Portfolio turnover rate ⁽⁶⁾	553%	1,100%	1,127%	786%	277%

⁽¹⁾ October 23, 2020.

⁽²⁾ For a C Class Share outstanding for the entire period.

⁽³⁾ Recognition of net investment income by the Fund is affected by the timing of the declaration of dividends by the underlying investment companies in which the Fund invests.

⁽⁴⁾ Per share amounts calculated using average shares method.

⁽⁵⁾ Total return does not reflect sales charges.

⁽⁶⁾ Not annualized for periods less than one year.

⁽⁷⁾ Does not include expenses of investment companies in which the Fund invests.

⁽⁸⁾ Annualized for periods less than one year.

⁽⁹⁾ On June 24, 2022, the Adviser lowered the limit of annual operating expenses from 2.64% to 2.38%.

⁽¹⁰⁾ Amount per share rounds to \$0.00.

FINANCIAL HIGHLIGHTS (Continued)

Kensington Active Advantage Fund

A Class

	Year Ended December 31, 2024	Year Ended December 31, 2023	Since Inception ⁽¹⁾ through December 31, 2022
PER COMMON SHARE DATA⁽²⁾:			
Net asset value, beginning of period	\$9.56	\$9.22	\$10.00
INVESTMENT OPERATIONS:			
Net investment income ⁽³⁾	0.32 ⁽⁸⁾	0.10	0.09
Net realized and unrealized income (loss) on investments	0.39	0.44	(0.84)
Total from investment operations	0.71	0.54	(0.75)
LESS DISTRIBUTIONS FROM:			
Net investment income	(0.22)	(0.20)	(0.03)
Net realized gains	—	—	—
Total distributions	(0.22)	(0.20)	(0.03)
Net asset value, end of period	\$10.05	\$9.56	\$9.22
Total returns ⁽⁴⁾⁽⁵⁾	7.44%	5.92%	-7.49%
SUPPLEMENTAL DATA AND RATIOS:			
Net assets, end of period (in 000's)	\$252	\$484	\$1
Ratio of expenses to average net assets ⁽⁶⁾⁽⁷⁾ :			
Before expense waiver	3.08%	3.24%	255.94%
After expense waiver	1.60%	1.61%	1.60%
Ratio of expenses excluding interest expense to average net assets ⁽⁶⁾⁽⁷⁾ :			
Before expense waiver	3.08%	3.23%	255.94%
After expense waiver	1.60%	1.60%	1.60%
Ratio of net investment income to average net assets ⁽⁷⁾	2.82%	1.86%	1.20%
Portfolio turnover rate ⁽⁵⁾	177%	944%	1,515%

(1) March 23, 2022.

(2) For an A Class Share outstanding for the entire period.

(3) Recognition of net investment income by the Fund is affected by the timing of the declaration of dividends by the underlying investment companies in which the Fund invests.

(4) Total return does not reflect sales charges.

(5) Not annualized for periods less than one year.

(6) Does not include expenses of investment companies in which the Fund invests.

(7) Annualized for periods less than one year.

(8) Per share amounts calculated using average shares method.

FINANCIAL HIGHLIGHTS (Continued)

Kensington Active Advantage Fund

Institutional Class

	Year Ended December 31, 2024	Year Ended December 31, 2023	Since Inception ⁽¹⁾ through December 31, 2022
PER COMMON SHARE DATA⁽²⁾:			
Net asset value, beginning of period	\$9.57	\$9.23	\$10.00
INVESTMENT OPERATIONS:			
Net investment income ⁽³⁾	0.31 ⁽⁷⁾	0.22	0.04
Net realized and unrealized income (loss) on investments	0.44	0.33	(0.77)
Total from investment operations	0.75	0.55	(0.73)
LESS DISTRIBUTIONS FROM:			
Net investment income	(0.25)	(0.21)	(0.04)
Net realized gains	—	—	—
Total distributions	(0.25)	(0.21)	(0.04)
Net asset value, end of period	\$10.07	\$9.57	\$9.23
Total return ⁽⁴⁾	7.82%	6.12%	-7.26%
SUPPLEMENTAL DATA AND RATIOS:			
Net assets, end of period (in 000's)	\$33,761	\$9,703	\$21,315
Ratio of expenses to average net assets ⁽⁵⁾⁽⁶⁾ :			
Before expense waiver	2.42%	2.60%	3.64%
After expense waiver	1.35%	1.36%	1.35%
Ratio of expenses excluding interest expense to average net assets ⁽⁵⁾⁽⁶⁾ :			
Before expense waiver	2.42%	2.59%	3.64%
After expense waiver	1.35%	1.35%	1.35%
Ratio of net investment gain to average net assets ⁽⁶⁾	3.07%	2.12%	1.46%
Portfolio turnover rate ⁽⁴⁾	177%	944%	1,515%

(1) March 23, 2022.

(2) For an Institutional Class Share outstanding for the entire period.

(3) Recognition of net investment income by the Fund is affected by the timing of the declaration of dividends by the underlying investment companies in which the Fund invests.

(4) Not annualized for periods less than one year.

(5) Does not include expenses of investment companies in which the Fund invests.

(6) Annualized for periods less than one year.

(7) Per share amounts calculated using average shared method.

FINANCIAL HIGHLIGHTS (Continued)

Kensington Active Advantage Fund

C Class

	Year Ended December 31, 2024	Year Ended December 31, 2023	Since Inception ⁽¹⁾ through December 31, 2022
PER COMMON SHARE DATA⁽²⁾:			
Net asset value, beginning of period	\$9.50	\$9.19	\$10.00
INVESTMENT OPERATIONS:			
Net investment income ⁽³⁾	0.20 ⁽⁸⁾	0.11	0.02
Net realized and unrealized income (loss) on investments	0.41	0.35	(0.81)
Total from investment operations	0.61	0.46	(0.79)
LESS DISTRIBUTIONS FROM:			
Net investment income	(0.11)	(0.15)	(0.02)
Net realized gains	—	—	—
Total distributions	(0.11)	(0.15)	(0.02)
Net asset value, end of period	\$10.00	\$9.50	\$9.19
Total return ⁽⁴⁾⁽⁵⁾	6.39%	5.02%	-7.95%
SUPPLEMENTAL DATA AND RATIOS:			
Net assets, end of period (in 000's)	\$28	\$498	\$29
Ratio of expenses to average net assets ⁽⁶⁾⁽⁷⁾ :			
Before expense waiver	3.94%	4.03%	23.83%
After expense waiver	2.35%	2.36%	2.35%
Ratio of expenses excluding interest expense to average net assets ⁽⁶⁾⁽⁷⁾ :			
Before expense waiver	3.93%	4.02%	23.83%
After expense waiver	2.34%	2.35%	2.35%
Ratio of net investment income to average net assets ⁽⁷⁾	2.08%	1.11%	0.46%
Portfolio turnover rate ⁽⁵⁾	177%	944%	1,515%

⁽¹⁾ March 23, 2022.

⁽²⁾ For a C Class Share outstanding for the entire period.

⁽³⁾ Recognition of net investment income by the Fund is affected by the timing of the declaration of dividends by the underlying investment companies in which the Fund invests.

⁽⁴⁾ Total return does not reflect sales charges.

⁽⁵⁾ Not annualized for periods less than one year.

⁽⁶⁾ Does not include expenses of investment companies in which the Fund invests.

⁽⁷⁾ Annualized for periods less than one year.

⁽⁸⁾ Per share amounts calculated using average shares method.

FINANCIAL HIGHLIGHTS (Continued)

Kensington Defender Fund

Institutional Class

	Year Ended December 31, 2024	Since Inception ⁽¹⁾ through December 31, 2023
PER COMMON SHARE DATA⁽²⁾:		
Net asset value, beginning of period	\$10.07	\$10.00
INVESTMENT OPERATIONS:		
Net investment income ⁽³⁾	0.12	0.11
Net realized and unrealized gain on investments	0.47	0.07
Total from investment operations	0.59	0.18
LESS DISTRIBUTIONS FROM:		
Net investment income	(0.44)	(0.11)
Net realized gains	(0.21)	—
Return of Capital	—	—
Total distributions	—	(0.11)
Net asset value, end of period	\$10.01	\$10.07
Total return ⁽⁴⁾	5.86%	1.80%
SUPPLEMENTAL DATA AND RATIOS:		
Net assets, end of period (in 000's)	\$63,346	\$44,731
Ratio of expenses to average net assets ⁽⁵⁾⁽⁶⁾ :		
Before expense waiver	1.60%	2.22%
After expense waiver	1.49%	1.49%
Ratio of net investment income to average net assets ⁽⁶⁾	1.10%	3.78%
Portfolio turnover rate ⁽⁴⁾	353%	182%

⁽¹⁾ May 31, 2023.

⁽²⁾ For an Institutional Class Share outstanding for the entire period.

⁽³⁾ Recognition of net investment income by the Fund is affected by the timing of the declaration of dividends by the underlying investment companies in which the Fund invests.

⁽⁴⁾ Not annualized.

⁽⁵⁾ Does not include expenses of investment companies in which the Fund invests.

⁽⁶⁾ Annualized.

PRIVACY NOTICE

The Funds collect only relevant information about you that the law allows or requires them to have in order to conduct their business and properly service you. The Funds collect financial and personal information about you (“Personal Information”) directly (e.g., information on account applications and other forms, such as your name, address, and social security number, and information provided to access account information or conduct account transactions online, such as password, account number, e-mail address, and alternate telephone number), and indirectly (e.g., information about your transactions with us, such as transaction amounts, account balance and account holdings).

The Funds do not disclose any non-public personal information about their shareholders or former shareholders other than for everyday business purposes such as to process a transaction, service an account, respond to court orders and legal investigations or as otherwise permitted by law. Third parties that may receive this information include companies that provide transfer agency, technology and administrative services to the Funds, as well as the Funds’ investment adviser who is an affiliate of the Funds. If you maintain a retirement/educational custodial account directly with the Funds, we may also disclose your Personal Information to the custodian for that account for shareholder servicing purposes. The Funds limit access to your Personal Information provided to unaffiliated third parties to information necessary to carry out their assigned responsibilities to the Funds. All shareholder records will be disposed of in accordance with applicable law. The Funds maintain physical, electronic and procedural safeguards to protect your Personal Information and requires their third-party service providers with access to such information to treat your Personal Information with the same high degree of confidentiality.

In the event that you hold shares of the Funds through a financial intermediary, including, but not limited to, a broker-dealer, bank, credit union or trust company, the privacy policy of your financial intermediary governs how your non-public personal information is shared with unaffiliated third parties.



Adviser	Kensington Asset Management, LLC Barton Oaks Plaza, Bldg II, 901 S Mopac Expressway, Suite 225 Austin, Texas 78746	Distributor	Quasar Distributors, LLC Three Canal Plaza, Suite 100 Portland, Maine 04101
Transfer Agent	U.S. Bancorp Fund Services, LLC 615 East Michigan Street Milwaukee, Wisconsin 53202	Independent Registered Public Accounting Firm	Cohen & Company, Ltd. 342 North Water Street, Suite 830 Milwaukee, Wisconsin 53202
Custodian	U.S. Bank N.A. 1555 North RiverCenter Drive, Suite 302 Milwaukee, Wisconsin 53212	Legal Counsel	Stradley Ronon Stevens & Young, LLP 2005 Market Street, Suite 2600 Philadelphia, Pennsylvania 19103

Additional information about the Funds is included in the Fund's SAI dated April 30, 2025, and is incorporated into this Prospectus by reference (*i.e.*, legally made a part of this Prospectus). The SAI provides more details about the Funds' policies and management. Additional information about the Funds' investments is available in the Funds' annual and semi-annual reports to shareholders and in Form N-CSR. In the Funds' annual report, you will find a discussion of the market conditions and investment strategies that significantly affected each Fund's performance during its last fiscal year. In Form N-CSR, you will find the Funds' annual and semi-annual financial statements.

To obtain a free copy of the SAI and the annual and semi-annual reports to shareholders, or other information about a Fund, or to make shareholder inquiries about the Fund, please call toll-free 866-303-8623 or visit www.kensingtonassetmanagement.com/funds/documents. You may also write to:

Regular Mail

[Name of Fund(s)]
[Name of Class]
c/o U.S. Bank Global Fund Services
P.O. Box 219252
Kansas City, MO 64121-9252

Overnight or Express Mail

[Name of Fund(s)]
[Name of Class]
c/o U.S. Bank Global Fund Services
801 Pennsylvania Ave, Suite 219252
Kansas City, MO 64105-1307

Reports and other information about the Fund are available on the EDGAR Database on the SEC's Internet site at <http://www.sec.gov>. Copies of the information may be obtained, after paying a duplicating fee, by electronic request at the following E-mail address: publicinfo@sec.gov, or by writing the Public Reference Section, Securities and Exchange Commission, Washington, D.C. 20549-1520.

(The Trust's SEC Investment Company Act of 1940 file number is 811-22525)

APPENDIX A

Financial Intermediary-Specific Sales Charge Waivers and Discounts

Intermediary-Defined Sales Charge Waiver Policies

The availability of certain initial or deferred sales charge waivers and discounts depends on the particular financial intermediary or type of account through which you purchase or hold Fund shares.

Intermediaries have different policies and procedures regarding the availability of front-end sales load waivers or contingent deferred (back-end) sales load (“CDSC”) waivers, which are discussed below. In all instances, it is the purchaser’s responsibility to notify the fund or the purchaser’s financial intermediary at the time of purchase of any relationship or other facts qualifying the purchaser for sales charge waivers or discounts. For waivers and discounts not available through a particular intermediary, shareholders will have to purchase fund shares directly from the fund or through another intermediary to receive these waivers or discounts.

Raymond James & Associates, Inc., Raymond James Financial Services, Inc. and each entity’s affiliates (“Raymond James”)

Effective March 1, 2019, shareholders purchasing fund shares through a Raymond James platform or account, or through an introducing broker-dealer or independent registered investment adviser for which Raymond James provides trade execution, clearance, and/or custody services, will be eligible only for the following load waivers (front-end sales charge waivers and contingent deferred, or back-end, sales charge waivers) and discounts, which may differ from those disclosed elsewhere in this fund’s prospectus or SAI.

Front-end sales load waivers on Class A shares available at Raymond James

- Shares purchased in an investment advisory program.
- Shares purchased within the same fund family through a systematic reinvestment of capital gains and dividend distributions.
- Employees and registered representatives of Raymond James or its affiliates and their family members as designated by Raymond James.
- Shares purchased from the proceeds of redemptions within the same fund family, provided (1) the repurchase occurs within 90 days following the redemption, (2) the redemption and purchase occur in the same account, and (3) redeemed shares were subject to a front-end or deferred sales load (known as Rights of Reinstatement).
- A shareholder in the Fund’s Class C shares will have their shares converted at net asset value to Class A shares (or the appropriate share class) of the Fund if the shares are no longer subject to a CDSC and the conversion is in line with the policies and procedures of Raymond James.

CDSC Waivers on Class A and Class C shares available at Raymond James

- Death or disability of the shareholder.
- Shares sold as part of a systematic withdrawal plan as described in the fund’s prospectus.
- Return of excess contributions from an IRA Account.
- Shares sold as part of a required minimum distribution for IRA and retirement accounts due to the shareholder reaching the qualified age based on applicable IRS regulations as described in the fund’s prospectus.
- Shares sold to pay Raymond James fees but only if the transaction is initiated by Raymond James.
- Shares acquired through a right of reinstatement.

Front-end load discounts available at Raymond James: breakpoints, rights of accumulation, and/or letters of intent

- Breakpoints as described in this prospectus.
- Rights of accumulation which entitle shareholders to breakpoint discounts will be automatically calculated based on the aggregated holding of fund family assets held by accounts within the purchaser's household at Raymond James. Eligible fund family assets not held at Raymond James may be included in the calculation of rights of accumulation only if the shareholder notifies his or her financial advisor about such assets.
- Letters of intent which allow for breakpoint discounts based on anticipated purchases within a fund family, over a 13-month time period. Eligible fund family assets not held at Raymond James may be included in the calculation of letters of intent only if the shareholder notifies his or her financial advisor about such assets.